

MINUTES OF MEETING
OF THE
BOARD OF DIRECTORS
MEETING
July 1, 2024

THE STATE OF TEXAS

COUNTY OF HARRIS

HARRIS COUNTY WATER CONTROL AND IMPROVEMENT DISTRICT No. 92

The Board of Directors (the "Board") of Harris County Water Control and Improvement District No. 92 ("the District") met in regular session at 1911 Bellchase, Spring, Tx., its' regular meeting place inside the boundaries of the District, on July 1, 2024, at 2:00 p.m.; whereupon the roll was called by the members of the Board of Directors. To-wit:

Don H. Roberts	President
Charles R. Hart	Vice President
Ronald Bennett	Secretary
Mark Krause	Investment Officer/Assistant Secretary
Richard Zagrzecki	Treasurer/Assistant Secretary - <u>Absent</u>

All members of the Board were present except for Director Zagrzecki, thus constituting a quorum.

Also present was Mr. Robert Cowart, General Manager of the District; Mr. Jose Almader, Foreman of the District; Ms. Debra Loggins of L & S District Services, LLC, Bookkeeper for the District; Mr. Jim Ferguson, of Water District Management, Operator for the District; Ms. Mallory Craig of Coats/Rose, Attorney for the District; Mr. Mark Adam of Bleyl and Associates, Engineer for the District; SGT. Esparza of Harris County Precinct 4; Lt. Flores of Harris County Precinct 4; Ms. Chris M. & Mr. Mihai M., resident; Mr. John J. Kessler, Vice-President of MUD 94; Mr. Jerry Rueschhoff, President of MUD 94; Mr. Roger Olsen, Secretary of MUD 94 and Ms. Sandra Schmidt-Toney, Recording Secretary for the District.

President Don H. Roberts called the meeting to order at 2:00 p.m.

HEAR FROM PUBLIC

Nothing to report.

CONSTABLE REPORT

SGT. Esparza presented the Constables Report, a copy of which is attached as Exhibit "A."

GARBAGE REPORT

Nothing to report.

The public was reminded, that the public portion of the meeting ended at 2:07 p.m. There will be No comments from the Public during this time.

BOOKKEEPER'S REPORT

Ms. Debra Loggins presented the bookkeeper's report, a copy of which is attached as Exhibit "B."

APPROVE INCREASE IN ANNUAL FEE FOR AD VALOREM ASSESSMENT AND COLLECTION FUNCTIONS FROM SPRING INDEPENDENT SCHOOL DISTRICT

Ms. Craig said that the increase to the Spring Independent School District tax assessor fee that went up, was approved at the last meeting, however, it was not on the agenda. Today the Board is ratifying the increase to the Spring ISD tax assessor fee that went up \$20,000.00 for the year. Upon motion by President Roberts, seconded by Director Hart, and the question put to the Board, the Board voted unanimously to ratify the motion that was made last month, concerning the, up to, \$20,000.00 increase for Spring ISD tax assessor fee. The Resolution was passed last month.

APPROVE MINUTES FOR PRIOR MEETINGS

The Board approved the Minutes for the meetings on June 3, & June 27, 2024. All approved of the Minutes.

OPERATOR REPORT

Mr. Ferguson presented the Operator's Report, a copy of which is attached as exhibit "C." The next bill will have a message with a link to find the annual water quality report and the consumer confidence report. This information needs to be on this bill to comply with the TCEQ requirements. The next months bill will include information on the trash service.

Mr. Ferguson said that the May Pumpage is 12,418,000 gallons. Water accountability for the YTD is 92.80% and the MTD is 95.60 %. Well One was hit by lightning during the storm on, May 2, 2024, and is under repair. An insurance claim has been filed. Mr. Ferguson said that they performed an inspection on the easement behind the storage. They checked the manholes, and they are working ok. Two sinkholes were discovered, and they are going to perform a test on those this week.

RECREATION ADVISORY COMMITTEE REPORT

Mr. Cowart said the committee will meet Wednesday and will have a report next month. President Roberts explained that they are moving Mr. Cowart's office downstairs and will then turn his old office, upstairs, into restrooms. President Roberts asked Mr. Cowart to get bids for this work to present estimates at next month's meeting.

ENGINEER REPORT

President Roberts explained the Bond issue so that the Gentlemen from MUD 94 understood what is happening in the district. Mr. Adam presented the Engineer's Report, a copy of which is attached as Exhibit "D."

REPORTS FROM OFFICERS

Nothing to report.

GENERAL MANAGER'S REPORT

Nothing to report.

President Roberts said that the Board may try to have another special meeting in mid-July regarding Mr. Cowart's leaving.

MOTIONS

Upon joint motion by President Roberts, seconded by Director Hart, and the question put to the Board, the Board voted unanimously to approve agenda lines 2, 3, 4, 6, 7, 9 and 10.

DISMISSAL

The next regular scheduled meeting will be August 5, 2024, and a special meeting before this date. Upon a motion by President Roberts, seconded by Director Hart, the Board voted unanimously to adjourn the meeting at 2:37 p.m.


Secretary

Harris County WCID No. 92

WATER DISTRIBUTION SYSTEM SUMMARY

May 2024

NHRWA Permit No.	WP2022-16174	
Permit Period	12/01/2023 - 11/30/2024	
Year to Date Pumpage	6 Month	61,051,000
Monthly Pumpage	12,418,000	
Cumulative Monthly Average Pumpage	10,175,167	
Daily Average Pumpage	401,000	
Water Accountability	Current Month 95.60% / YTD 92.80%	
Water Bacteriology	Date Taken & Results of Analyses	
Routine Samples:	5	5/07/24 - All Negative
Special Samples	1	05/22/24 - Negative
Active Connections	1,553	
Total Connections	1,588	
Average Well Run Times Per Day	Well # 1	3.5
	Well # 2	3.0
	Well # 3	2.2
Comments: All Good.		

TCEQ MONTHLY REPORT
Water Works Operation for
Ground water Supplies

Send Reports To: TCEQ
P.O. Box 13087
Austin, TX 78711-3087

Name of system Harris County WCID No. 92 County Harris
Water System I.D. No. 101-0124 Month of: May 2024

Day of Month	Pumpage to Distribution System in Thousand Gals.				Disinfection				
	Direct from Wells	From Gnd. Storage	Purchased from Others	Total Pumpage	Entry Point	Dist. System			
1	304			304	1.7	1.2			
2	398			398	1.5	1.4			
3	174			174	1.5	1.4			
4	393			393	1.6	1.4			
5	296			296	1.4	1.2			
6	285			285	1.3	1.3			
7	275			275	1.7	1.5			
8	280			280	1.7	1.4			
9	285			285	1.7	1.6			
10	297			297	1.8	1.6			
11	526			526	1.8	1.6			
12	414			414	1.4	1.6			
13	538			538	1.8	1.6			
14	578			578	1.8	1.6			
15	498			498	1.9	1.5			
16	570			570	1.8	1.6			
17	644			644	2.2	1.7			
18	624			624	2.4	2.0			
19	410			410	2.2	1.9			
20	649			649	2.6	1.3			
21	395			395	1.8	1.6			
22	500			500	1.6	1.5			
23	325			325	1.6	1.6			
24	327			327	1.5	1.0			
25	446			446	1.6	1.3			
26	320			320	1.7	1.5			
27	465			465	1.7	1.4			
28	348			348	2.2	1.7			
29	179			179	2.1	1.7			
30	293			293	2.0	1.7			
31	382			382	2.1	1.7			
TOTAL:	12418	0	0	12418					
AVG.:	401			401	1.8	1.5			
MAX.:	649			649	2.6	2.0			
Min.:	174			174	1.3	1.0			

Calendar Yr to Date **33,076** **0** **0** **33,076**

0	# below min	min disinfectant 0.2
0.0%	% below minimum disinfectant	
0	# = 0	sample days 31
0.0%	% of 0s	# of samples 31.0

No. of active water services: 1553
Total connections: 1588

Chemical analysis: 10/21/2022

Dates and results of distribution bacteriological analysis: 5/7/2024, 5/22/24

Dates and results of raw unchlorinated well water samples: _____

Reservoirs or tanks cleaned: As Needed Dead ends flushed: 5/8/2024

General remarks: _____

HARRIS COUNTY WCID No. 92

HGCSD Permit Period

Water Usage Summary

Reporting Period			Year to Date Dec. - Nov.
April 20	to	May 20 2024	
Water billed	metered / billed	8,556,000	48,836,000
Temporary Service	metered / billed		0
Water leaks	estimated	2,208,000	3,508,000
Stuck meters	7 estimated		0
	estimated		0
GST overflow - NOT PLANNED	estimated		60,000
GST empty / fill - PLANNED	estimated		0
Flushing	estimated	12,940	256,320
	estimated		0
Sewer jetting	estimated	3,700	26,100
No bill accounts	metered / not billed		0
Water Plant No. 2	metered / not billed	19,000	74,000
WWTP	metered / billed	118,000	1,380,000
	metered / not billed		0
Sprinkler / esplanades	metered / not billed	102,000	576,000
Pool	metered / not billed	193,000	504,000
Water to MUD No. 94: (Incl. Unmetered)			0
Total water accounted for		11,212,640	55,220,420
Water pumped		11,729,000	59,503,000
Water from MCMUD No. 94			0
Accountability		95.60%	92.80%

NORTH HARRIS COUNTY REGIONAL WATER AUTHORITY
Groundwater and/or Surface Water Reporting and Billing Form - 2024

Report filed online <http://opr.s.nhcrwa.com>

Name of Well Owner or Recipient of Surface Water: Harris County WCID 92

Billing period for which the report is being filed

Billing Period	Rate per 1,000 gallons	Due Date
May 1-31, 2024	\$3.60 groundwater \$4.05 surface water	July 18, 2024

Gallons of Groundwater Pumped for Billing Period

	Date	Readings	Total
Well #2476	5/1 - 5/31	(909931 -> 913194) x 1000	3263000
Well #2477	5/1 - 5/31	(91560 -> 93743) x 1000	2183000
Well #3966	5/1 - 5/31	(469138 -> 476110) x 1000	6972000

Water imported from outside NHCRWA

Total		0
-------	--	---

Miscellaneous water (not billed)

Third Party	Type	Date	Amount
Water Received (total)		Water Provided (total)	
0		0	

1	Enter total gallons of groundwater pumped and/or imported	12,418,000
2	Divide by 1000	12,418
3	Total groundwater fee due (multiply line 2 x \$3.60)	\$44,704.80
4	Enter total gallons of surface water received	0
5	Divide by 1000	0
6	Total surface water fee due (multiply line 5 x \$4.05)	\$0.00
7	Deduct 2003 Capital Contribution Credit amount, if applicable	(\$0.00)
8	Deduct 2005 Capital Contribution Credit amount, if applicable	(\$0.00)
9	Deduct 2008 Capital Contribution Credit amount, if applicable	(\$0.00)
10	Deduct Chloramination System Credit or other asset credit, if applicable	(\$0.00)
11	Other Credits:	(\$0.00)
12	Total due	\$44,704.80

If your payment is received late, the Authority will send you an invoice for the late fees set forth in the Rate Order.
 I declare that the above information is true and correct to the best of my knowledge and belief.

Date: June 05, 2024 Signed: _____

Name: Dora Coleman

Title:

Make check payable to:

North Harris County Regional Water Authority; Dept. 35, P.O. Box 4346 Houston, Texas 77210-4346

Please mail this form with the payment or fax to 281-440-4104, phone: 281-440-3924

FIN178 - Recap Report

Billing : 8288 - 04/20/24 - 05/21/24 - May 2024

Billing was run on 05/31/24 10:42:30 AM

Report By: G/L Account

Water District Management

Harris County WCID #92 - 014

Description	Last Month Receivable	Adjustments	Applied Credits	Adjusted Receivable	Current Penalty	Returned Checks	Prior Pmt Distr.	Payment Distribution	Applied Deposits	Total Arrears	Current Billing	Ending Balance
Adjustments	\$0.00	(\$211.50)	\$211.50	\$0.00	\$0.00	\$0.00	\$0.00	\$0.00	\$0.00	\$0.00	\$0.00	\$0.00
Collections	\$0.00	(\$233.86)	\$233.86	\$0.00	\$0.00	\$0.00	\$0.00	\$0.00	\$0.00	\$0.00	\$0.00	\$0.00
Constable Service Fee	\$26,387.50	(\$39.90)	(\$39.90)	\$26,307.70	\$0.00	\$13.30	(\$395.91)	(\$19,738.47)	(\$204.80)	\$5,981.82	\$20,761.30	\$26,743.12
Credit Refund	\$0.00	\$150.64	\$0.00	\$150.64	\$0.00	\$0.00	\$0.00	\$0.00	(\$150.64)	\$0.00	\$0.00	\$0.00
Deposits	\$325.00	\$2,225.00	\$0.00	\$2,550.00	\$0.00	\$0.00	\$0.00	(\$2,225.00)	\$0.00	\$325.00	\$0.00	\$325.00
Disconnect/Reconnect Fee	\$50.00	\$350.00	\$0.00	\$400.00	\$0.00	\$0.00	\$0.00	(\$250.00)	\$0.00	\$150.00	\$0.00	\$150.00
Garbage	\$53,946.15	(\$82.23)	(\$82.23)	\$53,781.69	\$0.00	\$27.41	(\$979.71)	(\$40,481.65)	(\$442.16)	\$11,905.58	\$42,811.95	\$54,717.53
Grease Trap Inspections	\$638.75	\$0.00	\$0.00	\$638.75	\$0.00	\$0.00	\$0.00	(\$500.00)	\$0.00	\$138.75	\$0.00	\$138.75
Meter Damage/Tamper Fee	\$0.00	\$0.00	\$0.00	\$0.00	\$0.00	\$0.00	\$0.00	\$0.00	\$0.00	\$0.00	\$0.00	\$0.00
Miscellaneous	\$0.00	\$0.00	\$0.00	\$0.00	\$0.00	\$0.00	\$0.00	\$0.00	\$0.00	\$0.00	\$0.00	\$0.00
New Account/App Fee	\$50.00	\$375.00	\$0.00	\$425.00	\$0.00	\$0.00	\$0.00	(\$390.00)	\$0.00	\$35.00	\$0.00	\$35.00
NHC Regional Water Authority	\$44,578.22	(\$542.04)	(\$391.37)	\$43,644.81	\$0.00	\$23.42	(\$616.36)	(\$32,418.19)	(\$237.12)	\$10,396.56	\$40,751.06	\$51,147.62
NSF	\$173.64	\$100.00	\$0.00	\$273.64	\$0.00	\$0.00	\$0.00	(\$125.00)	\$0.00	\$148.64	\$0.00	\$148.64
Penalty	\$4,339.19	\$0.00	\$0.00	\$4,339.19	\$2,402.12	\$0.00	\$0.00	(\$2,225.68)	(\$48.54)	\$4,467.09	\$0.00	\$4,467.09
Recreation Fee	\$22,804.27	(\$34.95)	(\$34.95)	\$22,734.37	\$0.00	\$11.65	(\$358.76)	(\$17,116.76)	(\$179.69)	\$5,090.81	\$17,987.60	\$23,078.41
Returned Checks	\$0.00	\$0.00	\$0.00	\$0.00	\$0.00	\$0.00	\$0.00	\$0.00	\$0.00	\$0.00	\$0.00	\$0.00
Sewer	\$21,782.75	(\$33.00)	(\$245.49)	\$21,504.26	\$0.00	\$11.00	(\$560.88)	(\$16,290.59)	(\$188.72)	\$4,475.07	\$17,355.96	\$21,831.03
Tamper/Illegal Connection	\$0.00	\$0.00	\$0.00	\$0.00	\$0.00	\$0.00	\$0.00	\$0.00	\$0.00	\$0.00	\$0.00	\$0.00
Water	\$24,109.26	(\$512.00)	\$348.58	\$23,945.84	\$0.00	\$11.00	(\$813.83)	(\$18,210.19)	(\$214.91)	\$4,717.91	\$19,669.76	\$24,387.67
Write Off Account	\$0.00	\$0.00	\$0.00	\$0.00	\$0.00	\$0.00	\$0.00	\$0.00	\$0.00	\$0.00	\$0.00	\$0.00
TOTALS	\$199,184.73	\$1,511.16	\$0.00	\$200,695.89	\$2,402.12	\$97.78	(\$3,725.45)	(\$149,971.53)	(\$1,666.58)	\$47,832.23	\$159,337.63	\$207,169.86
OVER PAYMENTS	(\$8,311.47)			(\$8,311.47)		\$289.65	\$3,725.45	(\$4,509.72)	(\$358.42)	(\$9,164.51)		(\$9,164.51)
TOTAL RECEIVABLES	\$190,873.26	\$1,511.16	\$0.00	\$192,384.42	\$2,402.12	\$387.43	\$0.00	(\$154,481.25)	(\$2,025.00)	\$38,667.72	\$159,337.63	\$198,005.35

FIN178 - Recap Report

Billing : 8288 - 04/20/24 - 05/21/24 - May 2024

Billing was run on 05/31/24 10:42:30 AM

Report By: G/L Account

Water District Management

Harris County WCID #92 - 014

# AGED RECEIVABLES	0-30 days	31-60 days	61-90 days	91-120 days	121+ days	Unapplied Credits	TOTALS
1 Constable Service Fee	\$3,561.38	\$1,691.93	\$201.25	\$58.09	\$469.17		\$5,981.82
2 Deposits	\$325.00						\$325.00
3 Disconnect/Reconnect Fee	\$150.00						\$150.00
4 Garbage	\$7,290.12	\$3,301.01	\$300.28	\$82.23	\$931.94		\$11,905.58
5 Grease Trap Inspections	\$138.75						\$138.75
6 New Account/App Fee	\$35.00						\$35.00
7 NHC Regional Water Authority	\$6,037.24	\$2,474.38	\$986.14	\$258.54	\$640.26		\$10,396.56
8 NSF	\$125.00	\$23.64					\$148.64
9 Penalty	\$3,588.73	\$653.38	\$102.11	\$22.21	\$100.66		\$4,467.09
10 Recreation Fee	\$3,075.60	\$1,434.22	\$148.61	\$36.00	\$396.38		\$5,090.81
11 Sewer	\$2,811.88	\$1,245.64	\$62.38	\$35.25	\$319.92		\$4,475.07
12 Water	\$2,978.24	\$1,239.44	\$130.54	\$65.85	\$303.84		\$4,717.91
TOTALS	\$30,116.94	\$12,063.64	\$1,931.31	\$558.17	\$3,162.17		\$47,832.23
14 OVER PAYMENTS						(\$9,164.51)	(\$9,164.51)
TOTAL RECEIVABLES	\$30,116.94	\$12,063.64	\$1,931.31	\$558.17	\$3,162.17	(\$9,164.51)	\$38,667.72

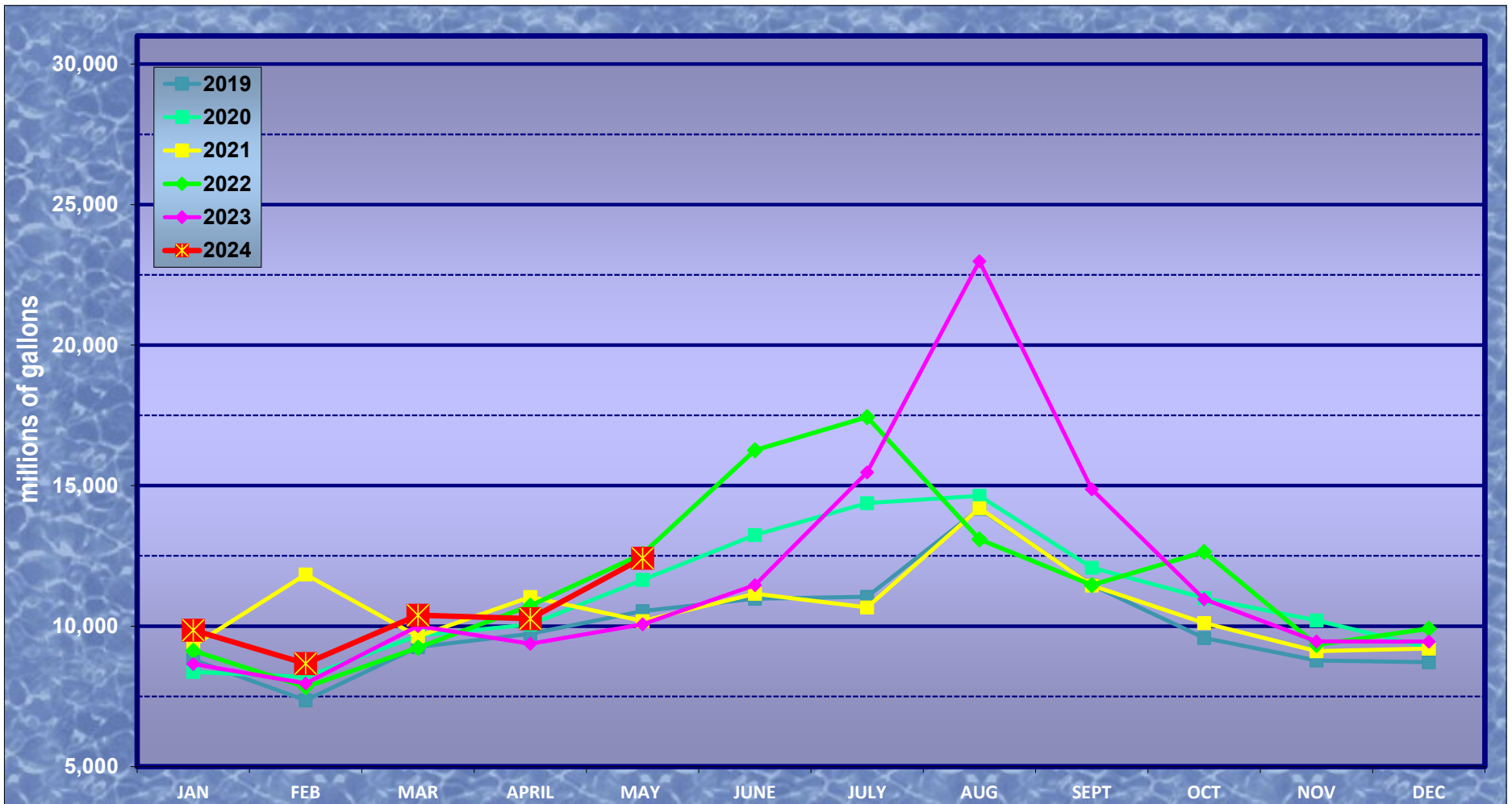
	Last Month Balance	Deposit Adjustments	Applied Deposits	Paid Deposits	Ending Balance
Deposit Summary	(\$152,570.00)	\$0.00	\$2,025.00	(\$2,225.00)	(\$152,770.00)

Harris County WICD No. 92's Annual Water Usage by Month

HGSD permit is 250 million gallons annually - Permit period ends November 30th.

Year	JAN	FEB	MAR	APRIL	MAY	JUNE	JULY	AUG	SEPT	OCT	NOV	DEC	TOTAL:	Monthly average:	Median	Highest month	Lowest month	Indoor usage	Outdoor usage	% Outdoor usage
2024	9,859	8,668	10,391	10,267	12,418								51,603	10,321	10,267	12,418	8,668	43,340	8,263	16.0%
2023	8,656	7,962	10,004	9,371	10,064	11,460	15,474	22,984	14,872	10,959	9,457	9,448	140,711	11,726	10,034	22,984	7,962	95,544	45,167	32.1%
2022	9,125	7,830	9,230	10,733	12,571	16,263	17,441	13,087	11,463	12,642	9,332	9,913	139,630	11,636	11,098	17,441	7,830	93,960	45,670	32.7%
2021	9,311	11,839	9,635	11,038	10,181	11,150	10,664	14,199	11,447	10,111	9,111	9,201	127,887	10,657	10,423	14,199	9,111	109,332	18,555	14.5%
2020	8,373	8,192	9,663	10,058	11,650	13,242	14,375	14,636	12,077	10,999	10,208	9,236	132,709	11,059	10,604	14,636	8,192	98,304	34,405	25.9%
2019	8,804	7,362	9,255	9,726	10,534	10,974	11,049	14,178	11,462	9,584	8,782	8,715	120,425	10,035	9,655	14,178	7,362	88,344	32,081	26.6%

average through the years **26.2%**



Harris County WCID No. 92

WASTEWATER TREATMENT PLANT MONTHLY OPERATING SUMMARY

May 2024

TPDES Permit No. 0010908-001			Permit Expires 5/25/2028		
NPDES ID No. TX 0020974-001					
		Average		Maximum	Excursion
Flow:	Actual	0.499 MGD		0.775 MGD	No
	Permitted	0.700 MGD		N/A	
	Monthly Total	15.462	MG	Annual Average	0.499
CBOD₅:	Actual	4.0 lbs/day	2.44 Mg/L	10.0 Mg/L	No
	Permitted	58.0 lbs/day	10.0 mg/L	25.0 mg/L	
TSS:	Actual	6.4 lbs/day	1.54 Mg/L	2.8 Mg/L	No
	Permitted	88.0 lbs/day	15.0 mg/L	40.0 mg/L	
NH₃N	Actual	5.74 lbs/day	1.38 Mg/L	3.2 Mg/L	No
	Permitted	18.0 lbs/day	3.0 mg/L	10.0 mg/L	
E-Coli	Actual	6.0		38.0	No
	Permitted	63 MPN/100m		200 MPN/100m	
		Minimum		Maximum	
Cl₂ Residual:	Actual	1.3 Mg/L		3.9 Mg/L	No
	Permitted	1.0 mg/L		4.0 mg/L	
Comments: Magna Flow transported 70 yards in May.					

Parameter		NODI	Quantity or Loading			Quality or Concentration				# of Ex.	Freq. of Analysis	Smpl. Type
Code	Name		Value 1	Value 2	Units	Value 1	Value 2	Value 3	Units			
50050	Flow, in conduit or thru treatment plant	Smpl.	= 0.499	= 0.775	MGD					0	99/99	TM
1 - Effluent Gross												
Season: 0		Req.	<= 0.7 Daily Average	Req Mon Daily Maximum	Million Gallons per Day						Continuous	TOTALZ
NODI:		NODI										
50060	Chlorine, total residual	Smpl.				= 1.3	= 3.9	mg/L		0	05/WK	GR
1 - Effluent Gross												
Season: 0		Req.				>= 1.0 Monthly Minimum	<= 4.0 Monthly Maximum	Milligrams per Liter			Five Per Week	GRAB
NODI:		NODI										
51040	E. coli	Smpl.				= 6.0	= 38.0	CFU/100mL		0	02/30	GR
1 - Effluent Gross												
Season: 0		Req.				<= 63.0 Daily Average	<= 200.0 Daily Maximum	Colony Forming Units per 100ml			Twice Per Month	GRAB
NODI:		NODI										
80082	BOD, carbonaceous [5 day, 20 C]	Smpl.	= 4.0		lb/d	= 2.44	= 10.0	mg/L		0	01/07	CP
1 - Effluent Gross												
Season: 0		Req.	<= 58.0 Daily Average		Pounds per Day	<= 10.0 Daily Average	<= 25.0 Daily Maximum	Milligrams per Liter			Weekly	COMPOS
NODI:		NODI										

Edit Check Errors

No results.

DMR Comments

Comments

Attachments

No results.

Report Last Saved By

User: EASTEXSDMR
 Name: Daniel Bowen
 E-Mail: dbowen@eastexlabs.com
 Date/Time: 06/06/24 6:52 CDT



P.O. Box 1089 Coldspring, Texas 77331

Website: eastexlabs.com

Email: eastexlab@eastex.net

Tel: 936 653 3249



Laboratory Analysis Report

Client: Harris County WCID 92
Water District Management
P.O. Box 579
Spring, TX 77383

**FINAL
REPORT**

Project ID: HC WCID 92 Effluent
Report for: May, 2024
Customer ID: C-HAR92
Page 1 of 3

SAMPLING DATA	DATE COLLECTED	5/2/2024	5/2/2024	5/2/2024	5/9/2024	5/9/2024	5/16/2024
DATE RECEIVED	5/2/2024	5/2/2024	5/2/2024	5/9/2024	5/9/2024	5/9/2024	5/16/2024
TIME COLLECTED	9:00	9:00	16:10	9:00	10:58	9:00	9:00
SAMPLING POINT	Effluent	Effluent	Effluent Grab	Effluent	Effluent Grab	Effluent	Effluent
TYPE OF SAMPLE	Composite	Composite	Grab	Composite	Grab	Composite	Composite
COLLECTED BY	WDM	WDM	TLT	WDM	DMP	WDM	WDM
SAMPLE NUMBER	C4E0569-01	C4E0571-01	C4E0570-01	C4E2946-01	C4E2947-01	C4E4798-01	C4E4798-01
FIELD DATA		5/2/2024			5/9/2024		5/16/2024
		16:10			11:03		10:10
		TLT			DMP		DMP
SM 4500 O G	DO (mg/L)	6.0			6.7		7.1
	Flow (MGD)	0.448			0.507		0.591
SM 4500 H + B	pH (std unit)	6.2			7.2		7.5

ANALYSIS DATA

Ammonia as N mg/L *A	Results Analysis Date Analyst	3.2 5/3/2024 18:52 CNS			<0.1 5/15/2024 17:56 CNS		1.9 5/21/2024 17:06 TDS
CBOD 5 mg/L *A	Results Analysis Date Analyst	4.0 5/3/2024 7:31 MJP			<2.0 5/10/2024 7:30 MJP		<2.0 5/17/2024 7:58 MSK
E coli IDEXX mpn/100ml *A	Results Analysis Date Analyst			38 5/2/2024 17:28 HIS		<1 5/9/2024 15:54 HIS	
Total Phosphorus mg/L *A	Results Analysis Date Analyst		4.43 5/10/2024 12:16 KJH				
TSS mg/L *A	Results Analysis Date Analyst	1.4 5/3/2024 9:46 KRT			2.8 5/10/2024 10:06 SEJ		1.1 5/17/2024 11:00 KRT
TVSS mg/L *A	Results Analysis Date Analyst	1.0 5/6/2024 16:18 KRT			2.2 5/13/2024 13:51 KRT		1.0 5/20/2024 16:50 SEJ

*NELAC Status: A=Accredited, N=Accreditation not offered, O=Not Accredited, P=Approved



P.O. Box 1089 Coldspring, Texas 77331

Website: eastexlabs.com

Email: eastexlab@eastex.net

Tel: 936 653 3249



Laboratory Analysis Report

Client: Harris County WCID 92
Water District Management
P.O. Box 579
Spring, TX 77383

Project ID: HC WCID 92 Effluent
Report for: May, 2024
Customer ID: C-HAR92
Page 2 of 3

SAMPLING DATA	DATE COLLECTED	5/23/2024	5/30/2024			Method No.	
		DATE RECEIVED	5/30/2024			Avg	Max #/Day
	TIME COLLECTED	9:00	9:00				
	SAMPLING POINT	Effluent	Effluent				
	TYPE OF SAMPLE	Composite	Composite				
	COLLECTED BY	WDM	WDM				
	SAMPLE NUMBER	C4E6840-01	C4E8269-01				
FIELD DATA		5/23/2024	5/30/2024				
		10:02	9:47				
		DMP	DMP				
SM 4500 O G	DO (mg/L)	6.8	6.8				
-	Flow (MGD)	0.445	0.513				
SM 4500 H + B	pH (std unit)	7.6	7.1				

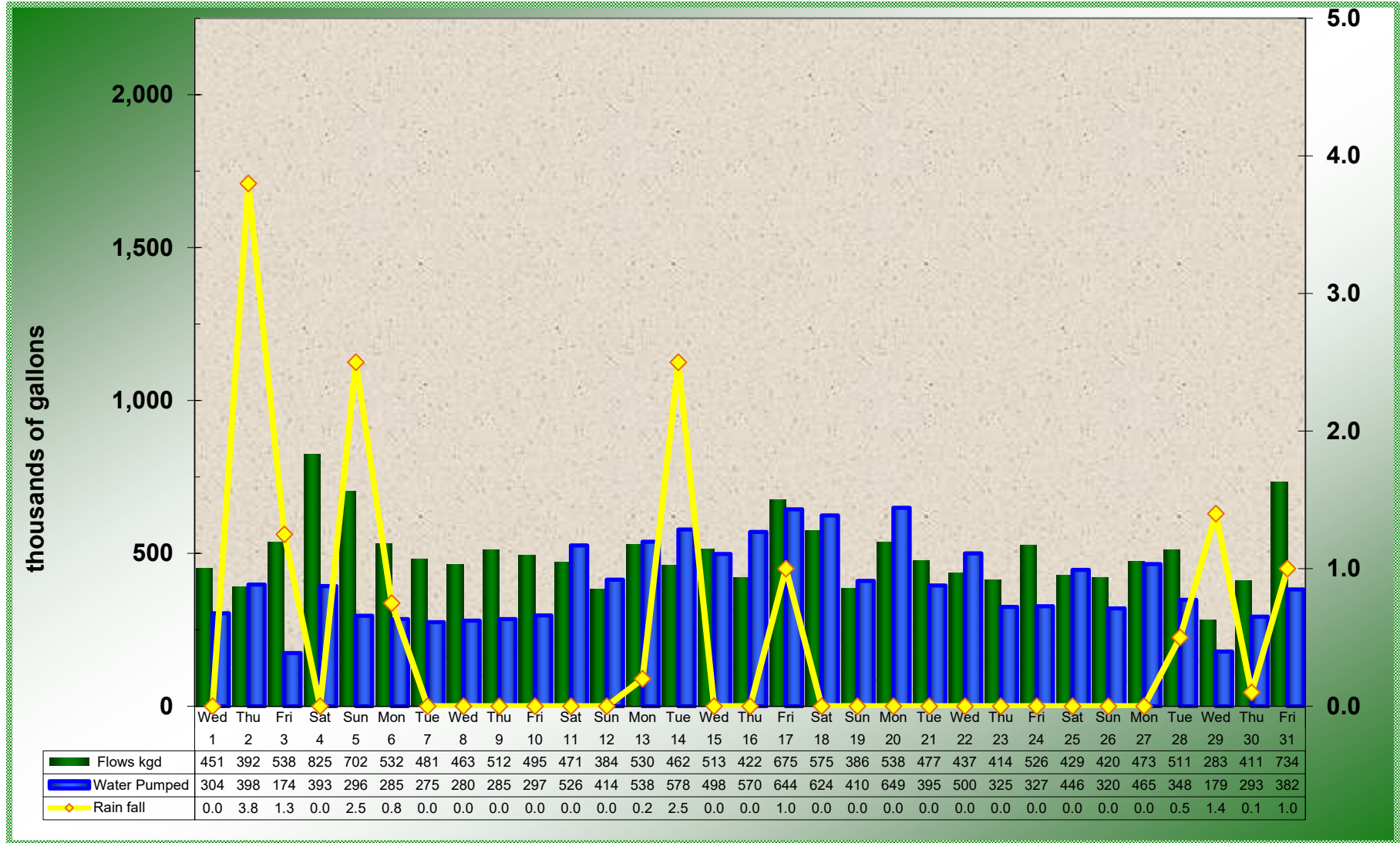
ANALYSIS DATA

Ammonia as N mg/L *A	Results Analysis Date Analyst	0.6 5/28/2024 14:19 CNS	1.1 6/4/2024 17:55 TDS			SM 4500 NH3 G 1.38 3.2 5.74
CBOD 5 mg/L *A	Results Analysis Date Analyst	<2.0 5/24/2024 7:00 MSK	2.2 5/31/2024 7:58 MJP			SM 5210 B 2.44 4 10.0
E coli IDEXX mpn/100ml *A	Results Analysis Date Analyst					Colilert 18 GeoMean 6
Total Phosphorus mg/L *A	Results Analysis Date Analyst					EPA 200.7 4.43 4.43
TSS mg/L *A	Results Analysis Date Analyst	<1.0 5/24/2024 10:24 KRT	1.4 5/31/2024 9:37 SEJ			SM 2540 D 1.54 2.8 6.44
TVSS mg/L *A	Results Analysis Date Analyst	<1.0 5/27/2024 13:09 KRT	1.1 6/3/2024 10:14 SEJ			EPA 160.4 1.26 2.2 5.28

*NELAC Status: A=Accredited, N=Accreditation not offered, O=Not Accredited, P=Approved

HC WCID No. 92 WWTP FLOW / WATER PUMPED / RAIN HISTORY

2024 May



	<u>Water pumped</u>	<u>WWTP flows -kgd</u>	<u>rain</u>
total:	12,418	15,462	15.0
average:	401	499	0.5
median:	393	477	0.0

	<u>Water pumped</u>	<u>WWTP flows -kgd</u>	<u>rain</u>
maximum:	649	825	3.8
minimum:	174	283	0.0

Harris County WCID No. 92

Invoices Billed In District's Name

May 2024

Date of Work	Billed to:	Invoice Date	Invoice Number	Amount	1 st Request Mailed	2 nd Request Mailed	Final Request Mailed	To Collection	Amount Paid	Check Number	Date Paid	
				No Activity in May								
Billed:				\$	-			Paid:		\$	-	
Balance:				\$	-							
Age Analysis												
8/9/16	DCE Construction	8/25/16	26899	\$ 3,255.42	08/26/16	9/26/16		10/6/16 DCE Denied/Send to Collections? 11/8/16 Per D. Rowe, Matt H. will prepare a response letter for DCE 11/28/16 Mailed letter to DCE				
9/2/16	DCE Construction	1/26/17	27075	\$ 601.20	01/26/17	2/28/17	3/28/17					
7/26/00	Harris Co Pct. #4	8/1/00	717463	\$ 1,356.90	08/07/00			***Letter sent 12-28-00				
12/3/09	Centerpoint Energy	12/29/09	7564	\$ 1,191.65	12/30/09	1/29/09	3/10/10	Dispute 12/9/15				
Billed:				\$	6,405.17			Paid:		\$	-	
Balance:				\$	6,405.17							

Harris County WCID #92

CHARGED OFF ACCOUNTS

May 2024

WRITE OFF ACCOUNTS

Account Number	Balance Written Off
	No Write Offs	\$0.00

TOTAL: \$0.00

*** ACCOUNTS SENT TO COLLECTIONS UNLIMITED***

	Account Number	Balance of Account
1)	55760		\$130.91
2)	58018		\$78.07
3)	58491		\$825.14
4)	59517		\$140.24

TOTAL: \$1,174.36



BLEYL ENGINEERING

PLANNING • DESIGN • MANAGEMENT

10515 Rodgers Road
Houston, Texas 77070
Phone: (936) 271-9600
Texas Reg. No. F-678

HARRIS COUNTY WCID NO. 92 ENGINEERING REPORT - BOARD MEETING July 1, 2024

Receive Engineer's report and consider taking any action requested by the Engineer including:

- a.) Approval of report, pay estimates, and change orders for construction projects in progress in the District;

Service Requests

Hearts with Hope

I was recently contacted by the new engineer working on this project. See enclosed email regarding the status of their project.

Rapid Body Works Service Request

No further action on this matter.

Sirick Limbrick Service Request

No further action on this matter.

Proposed C-Store – 25540 Aldine Westfield Road

No further action on this matter. Under construction at this time.

Wastewater Systems

WWTP Discharge Permit Renewal

The discharge permit is renewed and effective till May 25, 2028.

WWTP Electrical Improvements

A meeting with the Montgomery County MUD 94 engineer has been scheduled for Monday, July 1st to go over the electrical report and discuss a schedule to move forward with the proposed improvements.

Water Systems

Proposed Water Well No. 4

We have again reached out to the NHCRWA requesting an update 2028 plan.

Water Plant Improvements

We have received comments from Harris County, waiting on review comments from the City of Houston and TCEQ.

New Business

None

Prepared By:

Mark W Adam

Mark W. Adam, P.E.
Senior Director
June 28, 2024

Mark Adam

From: rcervantes cervantesengineering.com <rcervantes@cervantesengineering.com>
Sent: Thursday, June 27, 2024 1:13 PM
To: Mark Adam
Subject: RE: Hearts with Hope Foundation utility extensions

Waiting on the surveyor to return the topo

Regards,

Rafael Cervantes, PE

Cervantes Engineering, INC.

Eastland, Texas 76448

C: (936) 524-3749


www.cervantesengineering.com

From: Mark Adam <mwadam@bleylengineering.com>
Sent: Thursday, June 27, 2024 12:17 PM
To: rcervantes [cervantesengineering.com](mailto:rcervantes@cervantesengineering.com) <rcervantes@cervantesengineering.com>
Subject: RE: Hearts with Hope Foundation utility extensions

Any update on this project?

Mark W Adam, PE, RPLS

Senior Director



TBPE Firm No. 678

10515 Rodgers Road
Houston, TX 77070
O: 936 271-9602
M: 832 603 0900

bleylengineering.com
mwadam@bleylengineering.com



From: rcervantes [cervantesengineering.com](mailto:rcervantes@cervantesengineering.com) <rcervantes@cervantesengineering.com>
Sent: Friday, May 31, 2024 10:07 AM

