

REVISED
MINUTES OF MEETING
OF THE
BOARD OF DIRECTORS
MEETING
August 5, 2024

THE STATE OF TEXAS

COUNTY OF HARRIS

HARRIS COUNTY WATER CONTROL AND IMPROVEMENT DISTRICT No. 92

The Board of Directors (the "Board") of Harris County Water Control and Improvement District No. 92 ("the District") met in regular session at 1911 Bellchase, Spring, Tx., its' regular meeting place inside the boundaries of the District, on August 5, 2024, at 2:00 p.m.; whereupon the roll was called by the members of the Board of Directors. To-wit:

Don H. Roberts	President - Absent
Charles R. Hart	Vice President
Ronald Bennett	Secretary
Mark Krause	Investment Officer/Assistant Secretary
Richard Zagrzecki	Treasurer/Assistant Secretary

All members of the Board were present except for President Roberts, thus constituting a quorum.

Also present was Mr. Robert Cowart, General Manager of the District; Mr. Jose Almader, Foreman of the District; Ms. Debra Loggins of L & S District Services, LLC, Bookkeeper for the District; Mr. Jim Ferguson, of Water District Management, Operator for the District; Mr. Mark Adam of Bleyl and Associates, Engineer for the District; Ms. Mallory Craig of Coats/Rose, Attorney for the District; Mr. Joseph Crawford of Coats/Rose; Mr. Kenneth Farrar of Best Trash, Garbage Company for the District; SGT Crowley of Harris County Precinct 4; Ms. Brenda Hart, resident; Ms. Christian A. & Mr. Mihai M., residents; Ms. Barbara Rivera, resident and Ms. Sandra Schmidt-Toney, Recording Secretary for the District.

Director Hart called the meeting to order at 2:00 p.m.

HEAR FROM PUBLIC

Ms. Riveria expressed her concerns and displeasure with how the Board was managing the District's facilities and their cleanliness. Ms. Rivera asked about the bids for moving the office downstairs and said the tennis courts are more important.

The floor passed to Ms. Christian A. said she thought that moving the office was an unnecessary expense because she thinks the office is fine where it is, and other projects need more attention. Ms. Christian A. also wanted to know about getting funds back and collecting the past due taxes owed to the District, addressed this question to the District Lawyer, Ms. Craig. Ms. M. said the NHCRWA fee fluctuated.

This concludes Hear From Public at 2:14 p.m.

CONSTABLE REPORT

SGT Crowley presented the Constables Report, a copy of which is attached as Exhibit "A." Contract patrol deputies did 264 MUD Building checks.

Ms. Rivera expressed her concerns about the police security and stated that she thinks the police are our Private Security and wants to be able to tell them where to monitor specific areas at certain times, specifically on Winship, where parents block areas. Officer Crowley explained that the Police work with the schools, and said that if someone wants extra patrol, they can go on the app and make a Request for Extra Patrol.

Upon motion by Director Hart, seconded by Director Zagrzecki, and the question put to the Board, the Board voted unanimously to approve the Constable Contract Renewal which includes a 6% increase, for the period of October 1, 2024, through September 30, 2025.

GARBAGE REPORT

Mr. Kenneth Farrar, with Best Trash, presented the Garbage Report, a copy of which is attached as Exhibit "B." He stated that Best Trash is back to regular trash with the hurdles that the hurricane presented. Mr. Farrar said that they did have to monitor the trash that they could collect during the first two or three weeks after the storm because there was so much garbage. They limited the amount of trash picked up from each home so they could collect from everyone. Best Trash is now back to picking up grass clippings and collection on heavy trash days.

BOOKKEEPER'S REPORT

Ms. Debra Loggins presented the bookkeeper's report, a copy of which is attached as Exhibit "C."

APPROVE MINUTES FOR PRIOR MEETINGS

Upon motion by Director Krause, seconded by Director Bennett, and the question put to the Board, the Board voted to approve the Minutes for the meeting on July 1, 2024. Director Zagrzecki abstained from the vote.

OPERATOR REPORT

Mr. Ferguson presented the Operator's Report, a copy of which is attached as Exhibit "D." The June Pumpage is 10,389,000 gallons. Water accountability for the YTD is 93.65% and the MTD is 98.91 %.

Mr. Ferguson said they investigated the Sanitary Sewer Easement behind Hickory Valley and found a sink hole that was positive when it was dye tested. After excavation they discovered that the pipe was defective at the saddle, so they replaced the saddle. Mr. Ferguson stated that the Hurricane Beryl power outage lasted from Monday the 8th until the evening of Saturday the 13th. The backup power system performed as designed and there was no interruption of water service throughout the event.

REVIEW BIDS AND CONSIDER AWARDED CONTRACT FOR OFFICE RENOVATION PROJECT

Mr. Cowart said he has two Bids for the Office Renovation Project. Below are the Bids:

- 1) Allstate \$23,950.00
- 2) Monarch \$16,400.00

Mr. Cowart said that there will be an additional cost of approximately \$3000.00 for moving the camera equipment and telephone system downstairs. Mr. Cowart said that this is the proposal. Ms. Craig will look at the contract before the Board signs the contract.

Upon motion by Director Krause, seconded by Director Zagrzecki, and the question put to the Board, the Board voted to accept Bid and award the Contract for the Office Renovation Project to Monarch for \$16,400.00.

RECREATION ADVISORY COMMITTEE REPORT

Director Hart passed out a Handout to the Director's that is not up for discussion today. The handout contains information on the playground equipment and repairs for the Directors to look at, review, and discuss at the next meeting. The other Directors can also add to the list for discussion.

ENGINEER'S REPORT

Mr. Adam presented the Engineer's Report, a copy of which is attached as Exhibit "E." Mr. Adam said there has been no update on the Service Requests. Mr. Adam has met with the Montgomery County MUD 94 Engineer to discuss the proposed WWTP electrical improvements.


Mr. Adam attended a presentation by the NHCRWA (Water Authority) on August 1st, 2024, regarding Project 29 and Project 39. The documentation is in the attached exhibit. Project 23 is the first leg of the Water Authority and Project 39 is when the water gets to the District. Mr. Adam is going to attend the Water Authority meeting tonight, August 5, 2024. Mr. Hart said the Board is going to hold a Special Meeting on August 19, 2024, and will discuss what Mr. Adam finds out.

GENERAL MANAGER'S REPORT

Mr. Cowart said the Board will hold a Special Meeting on Monday, August 19, 2024, at 2:00 p.m., to discuss what Mr. Adam finds out in the new report and Mr. Adam will update the Board on the status of the Water Plant.

DISMISSAL

Upon a motion by Director Bennett, seconded by Director Krause, the Board voted unanimously to adjourn the meeting at 2:46 p.m.



Secretary

Harris County

WCID No. 92

WATER DISTRIBUTION SYSTEM SUMMARY

June 2024

NHRWA Permit No.	WP2022-16174	
Permit Period	12/01/2023 - 11/30/2024	
Year to Date Pumpage 7 Month	71,440,000	
Monthly Pumpage	10,389,000	
Cumulative Monthly Average Pumpage	10,205,714	
Daily Average Pumpage	346,000	
Water Accountability	Current Month 98.91% / YTD 93.65%	
Water Bacteriology	Date Taken & Results of Analyses	
Routine Samples: 5	6/05/24 - All Negative	
Special Samples		
Active Connections	1,554	
Total Connections	1,588	
Average Well Run Times Per Day	Well # 1	4.8
	Well # 2	2.1
	Well # 3	1.5
Comments: All Good.		

TCEQ MONTHLY REPORT
Water Works Operation for
Ground water Supplies

Send Reports To: TCEQ
 P.O. Box 13087
 Austin, TX 78711-3087

Name of system Harris County WCID No. 92 County Harris
 Water System I.D. No. 101-0124 Month of: June 2024

Day of Month	Pumpage to Distribution System in Thousand Gals.				Disinfection				
	Direct from Wells	From Gnd. Storage	Purchased from Others	Total Pumpage	Entry Point	Dist. System			
1	364			364	2.1	1.8			
2	283			283	2.1	1.9			
3	343			343	2.0	1.8			
4	234			234	2.0	1.3			
5	297			297	1.8	1.6			
6	375			375	2.0	1.7			
7	341			341	2.1	1.8			
8	274			274	1.9	1.9			
9	420			420	1.9	1.9			
10	291			291	2.1	1.7			
11	347			347	1.8	1.3			
12	356			356	1.8	1.4			
13	254			254	2.0	1.7			
14	389			389	1.9	1.6			
15	394			394	1.9	1.4			
16	400			400	1.9	1.8			
17	265			265	1.8	1.5			
18	287			287	1.4	1.3			
19	343			343	1.6	1.6			
20	305			305	1.8	1.6			
21	345			345	1.8	1.7			
22	279			279	1.8	1.6			
23	300			300	1.9	1.7			
24	486			486	1.7	1.5			
25	365			365	1.6	1.4			
26	378			378	1.5	1.3			
27	458			458	1.9	1.4			
28	328			328	2.0	1.6			
29	538			538	2.0	1.5			
30	350			350	1.9	1.6			
TOTAL:	10389	0	0	10389					
AVG.:	346			346	1.8	1.6			
MAX.:	538			538	2.1	1.9			
Min.:	234			234	1.4	1.3			

Calendar Yr to Date **43,465** **0** **0** **43,465**

0	# below min	min disinfectant 0.2
0.0%	% below minimum disinfectant	
0	# = 0	sample days 30
0.0%	% of 0s	# of samples 31.0

No. of active water services: 1554

Total connections: 1588

Chemical analysis: 10/21/2022

Dates and results of distribution bacteriological analysis: 6/5/2024

Dates and results of raw unchlorinated well water samples: _____

Reservoirs or tanks cleaned: As Needed

Dead ends flushed: 06/5/24, 06/11/24

General remarks: _____

DISINFECTANT LEVEL QUARTERLY OPERATING REPORT (DL QOR)

FOR GROUNDWATER OR PURCHASED-WATER PUBLIC WATER SYSTEMS--ANY SIZE

Please print or type. Forms that are not readable will not be processed.

Select Quarter: 2nd Apr / May / Jun

Select Year: 2024

PWS Name: Harris County WCID No. 92	PWS ID: 101-0124
--	-------------------------

Type of Disinfectant Used in Distribution System* Chlorine (Free)

* If you used chloramines and free chlorine at any time during this quarter, select both.

First Month of Quarter: Monthly Summary

Month: April Was the PWS active this month? Yes No

Average of all disinfectant residuals for this month	Number of residuals collected this month	Number below MIN for this month	Number with NO residual for this month
1.5 mg/L	30 readings	0 readings 0.0%	0 readings 0.0%

Second Month of Quarter: Monthly Summary

Month: May Was the PWS active this month? Yes No

Average of all disinfectant residuals for this month	Number of residuals collected this month	Number below MIN for this month	Number with NO residual for this month
1.5 mg/L	31 readings	0 readings 0.0%	0 readings 0.0%

Third Month of Quarter: Monthly Summary

Month: June Was the PWS active this month? Yes No

Average of all disinfectant residuals for this month	Number of residuals collected this month	Number below MIN for this month	Number with NO residual for this month
1.6 mg/L	30 readings	0 readings 0.0%	0 readings 0.0%

Quarterly Summary and Certification

Average of all disinfectant residuals for this quarter	Lowest residual for this quarter	Highest residual for this quarter
1.5	1.0	2.0

I certify that I am familiar with the information contained in this report and that, to the best of my knowledge, the information is true, complete, and accurate.

Signature: Dustin Roberts Date: July 10, 2024

Print Name: Dustin Roberts for David B. Rowe

Title: Compliance Manager, Water District Management (281) 989-8464

License #: WO0004001 Email address: droboterts@wdmtexas.com

Complete this DL QOR for the previous quarter at the beginning of April, July, October, and January; and submit it to be received by the TCEQ by the 10th of the month.

Always print and sign form, and keep a copy with your records for TCEQ review.

TCEQ / PDW MC-155
Attn: DL QOR
PO Box 13087
Austin, TX 78711-3087

HARRIS COUNTY WCID No. 92

HGCSD Permit Period

Water Usage Summary

Reporting Period			Year to Date Dec. - Nov.
May 20	to	June 19 2024	
Water billed	metered / billed	8,349,000	57,185,000
Temporary Service	metered / billed		0
Water leaks	estimated	698,400	4,206,400
Stuck meters	5 estimated		0
	estimated		0
GST overflow - NOT PLANNED	estimated		60,000
GST empty / fill - PLANNED	estimated		0
Flushing	estimated	13,540	269,860
	estimated		0
Sewer jetting	estimated		26,100
No bill accounts	metered / not billed		0
Water Plant No. 2	metered / not billed	12,000	86,000
WWTP	metered / billed	105,000	1,485,000
Water Theft	metered / not billed		0
Sprinkler / esplanades	metered / not billed	110,000	686,000
Pool	metered / not billed	150,000	654,000
Water to MUD No. 94: (Incl. Unmetered)			0
Total water accounted for		9,437,940	64,658,360
Water pumped		9,542,000	69,045,000
Water from MCMUD No. 94		0	0
Accountability		98.91%	93.65%

NORTH HARRIS COUNTY REGIONAL WATER AUTHORITY
Groundwater and/or Surface Water Reporting and Billing Form - 2024

Report filed online <http://opr.s.nhcrwa.com>

Name of Well Owner or Recipient of Surface Water: Harris County WCID 92

Billing period for which the report is being filed

Billing Period	Rate per 1,000 gallons	Due Date
June 1-30, 2024	\$3.60 groundwater \$4.05 surface water	August 18, 2024

Gallons of Groundwater Pumped for Billing Period

	Date	Readings	Total
Well #2476	6/1 - 6/30	(913194 -> 917204) x 1000	4010000
Well #2477	6/1 - 6/30	(93743 -> 94763) x 1000	1715000
Adjustment	6/1	Meter malfunction	64000
Adjustment	6/3	Meter malfunction	64000
Adjustment	6/4	Meter malfunction	64000
Adjustment	6/5	Meter malfunction	63000
Adjustment	6/6	Meter malfunction	64000
Adjustment	6/8	Meter malfunction	64000
Adjustment	6/9	Meter malfunction	64000
Adjustment	6/10	Meter malfunction	64000
Adjustment	6/11	Meter malfunction	120000
Adjustment	6/12	Meter malfunction	64000
Well #3966	6/1 - 6/30	(476110 -> 480774) x 1000	4664000

Water imported from outside NHCRWA

Total		0
-------	--	---

Miscellaneous water (not billed)

Third Party	Type	Date	Amount
Water Received (total)		Water Provided (total)	
0		0	

1	Enter total gallons of groundwater pumped and/or imported	10,389,000
2	Divide by 1000	10,389
3	Total groundwater fee due (multiply line 2 x \$3.60)	\$37,400.40
4	Enter total gallons of surface water received	0
5	Divide by 1000	0
6	Total surface water fee due (multiply line 5 x \$4.05)	\$0.00
7	Deduct 2003 Capital Contribution Credit amount, if applicable	(\$0.00)
8	Deduct 2005 Capital Contribution Credit amount, if applicable	(\$0.00)
9	Deduct 2008 Capital Contribution Credit amount, if applicable	(\$0.00)
10	Deduct Chloramination System Credit or other asset credit, if applicable	(\$0.00)
11	Other Credits:	(\$0.00)
12	Total due	\$37,400.40

If your payment is received late, the Authority will send you an invoice for the late fees set forth in the Rate Order.

I declare that the above information is true and correct to the best of my knowledge and belief.

Date: July 01, 2024 Signed: _____

Name: Dora Coleman

Title:

Make check payable to:

North Harris County Regional Water Authority; Dept. 35, P.O. Box 4346 Houston, Texas 77210-4346

Please mail this form with the payment or fax to 281-440-4104, phone: 281-440-3924

FIN178 - Recap Report

Billing : 9342 - 05/22/24 - 06/20/24 - June 2024

Billing was run on 06/26/24 11:20:03 AM

Report By: G/L Account

Water District Management

Harris County WCID #92 - 014

Description	Last Month Receivable	Adjustments	Applied Credits	Adjusted Receivable	Current Penalty	Returned Checks	Prior Pmt Distr.	Payment Distribution	Applied Deposits	Total Arrears	Current Billing	Ending Balance
Adjustments	\$0.00	(\$0.46)	\$0.46	\$0.00	\$0.00	\$0.00	\$0.00	\$0.00	\$0.00	\$0.00	\$0.00	\$0.00
Collections	\$0.00	(\$1,174.36)	\$1,174.36	\$0.00	\$0.00	\$0.00	\$0.00	\$0.00	\$0.00	\$0.00	\$0.00	\$0.00
Constable Service Fee	\$26,743.12	\$0.00	(\$148.00)	\$26,595.12	\$0.00	\$53.20	(\$408.92)	(\$19,578.37)	(\$239.40)	\$6,421.63	\$20,681.50	\$27,103.13
Credit Refund	\$0.00	\$232.19	\$0.00	\$232.19	\$0.00	\$0.00	(\$16.14)	\$0.00	(\$216.05)	\$0.00	\$0.00	\$0.00
Deposits	\$325.00	\$2,825.00	\$0.00	\$3,150.00	\$0.00	\$0.00	\$0.00	(\$2,650.00)	(\$100.00)	\$400.00	\$0.00	\$400.00
Disconnect/Reconnect Fee	\$150.00	\$450.00	\$0.00	\$600.00	\$0.00	\$0.00	\$0.00	(\$400.00)	\$0.00	\$200.00	\$0.00	\$200.00
Garbage	\$54,717.53	\$0.00	(\$300.28)	\$54,417.25	\$0.00	\$110.54	(\$1,047.05)	(\$40,181.00)	(\$502.47)	\$12,797.27	\$42,673.40	\$55,470.67
Grease Trap Inspections	\$138.75	\$0.00	\$0.00	\$138.75	\$0.00	\$0.00	\$0.00	(\$138.75)	\$0.00	\$0.00	\$0.00	\$0.00
Meter Damage/Tamper Fee	\$0.00	\$0.00	\$0.00	\$0.00	\$0.00	\$0.00	\$0.00	\$0.00	\$0.00	\$0.00	\$0.00	\$0.00
Miscellaneous	\$0.00	\$0.00	\$0.00	\$0.00	\$0.00	\$0.00	\$0.00	\$0.00	\$0.00	\$0.00	\$0.00	\$0.00
New Account/App Fee	\$35.00	\$375.00	\$0.00	\$410.00	\$0.00	\$0.00	\$0.00	(\$410.00)	\$0.00	\$0.00	\$0.00	\$0.00
NHC Regional Water Authority	\$51,147.62	(\$464.40)	(\$331.59)	\$50,351.63	\$0.00	\$123.02	(\$968.23)	(\$36,574.50)	(\$301.63)	\$12,630.29	\$34,134.02	\$46,764.31
NSF	\$148.64	\$150.00	\$0.00	\$298.64	\$0.00	\$24.11	\$0.00	(\$224.11)	\$0.00	\$98.64	\$0.00	\$98.64
Penalty	\$4,467.09	\$0.00	(\$57.80)	\$4,409.29	\$2,937.59	\$25.84	\$0.00	(\$2,331.05)	(\$45.92)	\$4,995.75	\$0.00	\$4,995.75
Recreation Fee	\$23,078.41	\$0.00	(\$128.15)	\$22,950.26	\$0.00	\$46.60	(\$391.92)	(\$16,927.67)	(\$198.05)	\$5,479.22	\$17,929.35	\$23,408.57
Returned Checks	\$0.00	\$0.00	\$0.00	\$0.00	\$0.00	\$0.00	\$0.00	\$0.00	\$0.00	\$0.00	\$0.00	\$0.00
Sewer	\$21,831.03	\$0.00	(\$88.00)	\$21,743.03	\$0.00	\$44.00	(\$614.23)	(\$16,123.87)	(\$286.60)	\$4,762.33	\$17,247.50	\$22,009.83
Tamper/Illegal Connection	\$0.00	\$0.00	\$0.00	\$0.00	\$0.00	\$0.00	\$0.00	\$0.00	\$0.00	\$0.00	\$0.00	\$0.00
Water	\$24,387.67	(\$57.00)	(\$121.00)	\$24,209.67	\$0.00	\$53.75	(\$791.60)	(\$17,841.96)	(\$348.06)	\$5,281.80	\$19,607.52	\$24,889.32
Write Off Account	\$0.00	\$0.00	\$0.00	\$0.00	\$0.00	\$0.00	\$0.00	\$0.00	\$0.00	\$0.00	\$0.00	\$0.00
TOTALS	\$207,169.86	\$2,335.97	\$0.00	\$209,505.83	\$2,937.59	\$481.06	(\$4,238.09)	(\$153,381.28)	(\$2,238.18)	\$53,066.93	\$152,273.29	\$205,340.22
OVER PAYMENTS	(\$9,164.51)			(\$9,164.51)		\$491.93	\$4,238.09	(\$3,715.35)	(\$811.82)	(\$8,961.66)		(\$8,961.66)
TOTAL RECEIVABLES	\$198,005.35	\$2,335.97	\$0.00	\$200,341.32	\$2,937.59	\$972.99	\$0.00	(\$157,096.63)	(\$3,050.00)	\$44,105.27	\$152,273.29	\$196,378.56

# AGED RECEIVABLES	0-30 days	31-60 days	61-90 days	91-120 days	121+ days	Unapplied Credits	TOTALS
1 Constable Service Fee	\$3,964.59	\$1,662.34	\$275.44	\$93.10	\$426.16		\$6,421.63
2 Deposits	\$400.00						\$400.00
3 Disconnect/Reconnect Fee	\$200.00						\$200.00
4 Garbage	\$8,073.82	\$3,231.24	\$491.53	\$178.38	\$822.30		\$12,797.27
5 NHC Regional Water Authority	\$8,349.25	\$2,665.83	\$494.75	\$540.67	\$579.79		\$12,630.29
6 NSF	\$75.00		\$23.64				\$98.64
7 Penalty	\$4,121.59	\$479.31	\$244.17	\$80.33	\$70.35		\$4,995.75
8 Recreation Fee	\$3,425.10	\$1,399.12	\$222.62	\$81.55	\$350.83		\$5,479.22
9 Sewer	\$3,131.81	\$1,121.90	\$179.07	\$40.38	\$289.17		\$4,762.33
10 Water	\$3,527.49	\$1,191.16	\$183.92	\$108.54	\$270.69		\$5,281.80
TOTALS	\$35,268.65	\$11,750.90	\$2,115.14	\$1,122.95	\$2,809.29		\$53,066.93
12 OVER PAYMENTS						(\$8,961.66)	(\$8,961.66)
TOTAL RECEIVABLES	\$35,268.65	\$11,750.90	\$2,115.14	\$1,122.95	\$2,809.29	(\$8,961.66)	\$44,105.27

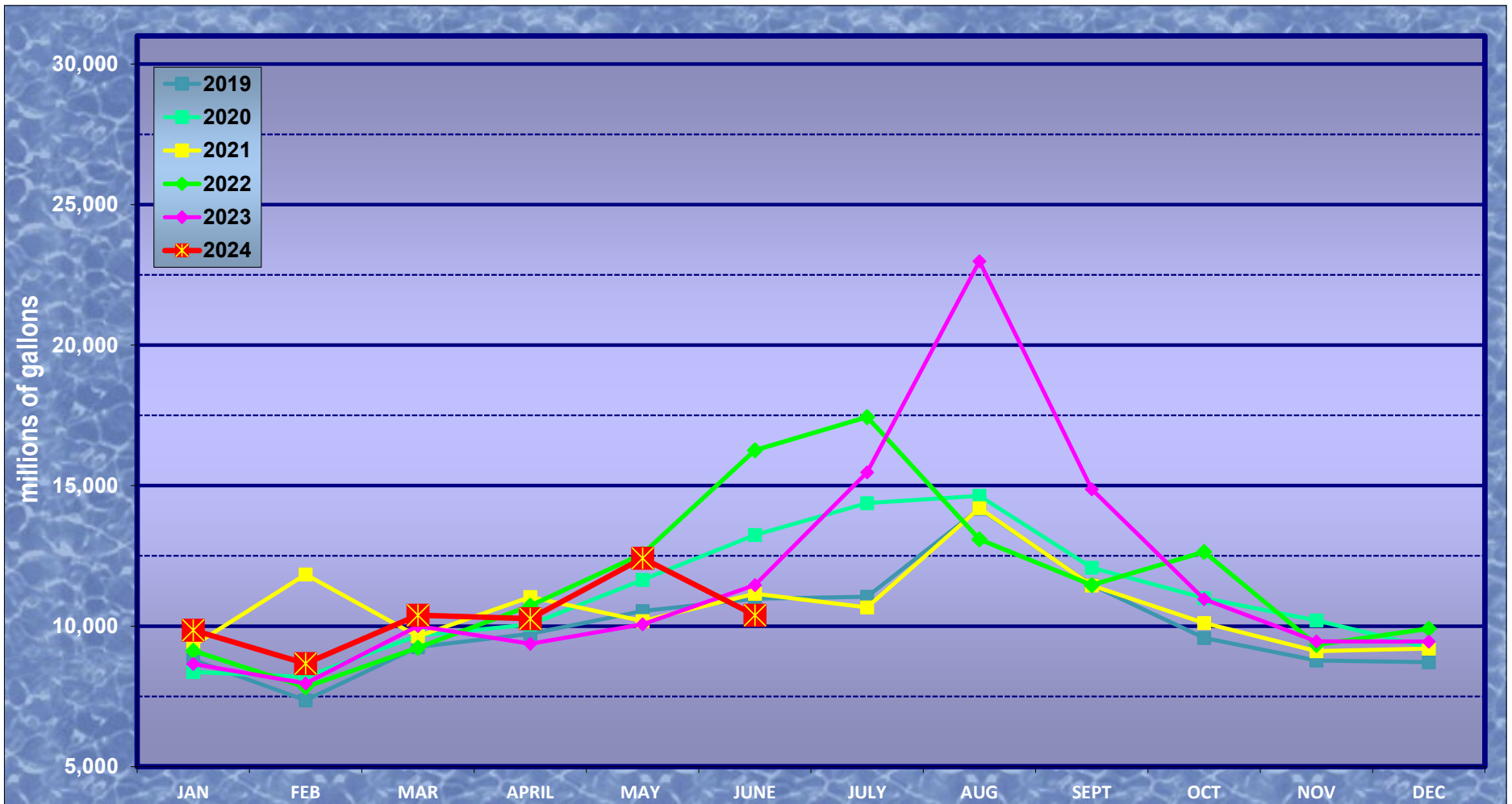
	Last Month Balance	Deposit Adjustments	Applied Deposits	Paid Deposits	Ending Balance
Deposit Summary	(\$152,770.00)	(\$100.00)	\$3,050.00	(\$2,650.00)	(\$152,470.00)

Harris County WICD No. 92's Annual Water Usage by Month

HGSD permit is 250 million gallons annually - Permit period ends November 30th.

Year	JAN	FEB	MAR	APRIL	MAY	JUNE	JULY	AUG	SEPT	OCT	NOV	DEC	TOTAL:	Monthly average:	Median	Highest month	Lowest month	Indoor usage	Outdoor usage	% Outdoor usage
2024	9,859	8,668	10,391	10,267	12,418	10,389							61,992	10,332	10,328	12,418	8,668	52,008	9,984	16.1%
2023	8,656	7,962	10,004	9,371	10,064	11,460	15,474	22,984	14,872	10,959	9,457	9,448	140,711	11,726	10,034	22,984	7,962	95,544	45,167	32.1%
2022	9,125	7,830	9,230	10,733	12,571	16,263	17,441	13,087	11,463	12,642	9,332	9,913	139,630	11,636	11,098	17,441	7,830	93,960	45,670	32.7%
2021	9,311	11,839	9,635	11,038	10,181	11,150	10,664	14,199	11,447	10,111	9,111	9,201	127,887	10,657	10,423	14,199	9,111	109,332	18,555	14.5%
2020	8,373	8,192	9,663	10,058	11,650	13,242	14,375	14,636	12,077	10,999	10,208	9,236	132,709	11,059	10,604	14,636	8,192	98,304	34,405	25.9%
2019	8,804	7,362	9,255	9,726	10,534	10,974	11,049	14,178	11,462	9,584	8,782	8,715	120,425	10,035	9,655	14,178	7,362	88,344	32,081	26.6%

average through the years **26.2%**



Harris County WCID No. 92

WASTEWATER TREATMENT PLANT MONTHLY OPERATING SUMMARY

June 2024

TPDES Permit No. 0010908-001			Permit Expires 5/25/2028		
NPDES ID No. TX 0020974-001					
		Average		Maximum	Excursion
Flow:	Actual	0.484 MGD		0.615 MGD	No
	Permitted	0.700 MGD		N/A	
	Monthly Total	14.529	MG	Annual Average	0.497
CBOD₅:	Actual	9.66 lbs/day	2.5 Mg/L	3.9 Mg/L	No
	Permitted	58.0 lbs/day	10.0 mg/L	25.0 mg/L	
TSS:	Actual	10.2 lbs/day	2.65 Mg/L	5.5 Mg/L	No
	Permitted	88.0 lbs/day	15.0 mg/L	40.0 mg/L	
NH₃N	Actual	1.62 lbs/day	0.425 Mg/L	1.4 Mg/L	No
	Permitted	18.0 lbs/day	3.0 mg/L	10.0 mg/L	
E-Coli	Actual	1.0		2.0	No
	Permitted	63 MPN/100m		200 MPN/100m	
		Minimum		Maximum	
Cl₂ Residual:	Actual	1.4 Mg/L		3.9 Mg/L	No
	Permitted	1.0 mg/L		4.0 mg/L	
Comments: BMI transported 80 yards in June.					

Code	Parameter Name	NODI	Quantity or Loading			Quality or Concentration			# of Ex.	Freq. of Analysis	Smpl. Type	
			Value 1	Value 2	Units	Value 1	Value 2	Value 3				Units
50060	Chlorine, total residual											
	1 - Effluent Gross	Smpl.				= 1.4		= 3.9	mg/L	0	05/WK	GR
	Season: 0	Req.				>= 1.0 Monthly Minimum		<= 4.0 Monthly Maximum	Milligrams per Liter		Five Per Week	GRAB
	NODI: <input type="text"/>	NODI				<input type="text"/>		<input type="text"/>				
51040	E. coli											
	1 - Effluent Gross	Smpl.				= 1.0		= 2.0	CFU/100mL	0	02/30	GR
	Season: 0	Req.				<= 63.0 Daily Average		<= 200.0 Daily Maximum	Colony Forming Units per 100ml		Twice Per Month	GRAB
	NODI: <input type="text"/>	NODI				<input type="text"/>		<input type="text"/>				
80082	BOD, carbonaceous [5 day, 20 C]											
	1 - Effluent Gross	Smpl.	= 9.66		lb/d	= 2.5		= 3.9	mg/L	0	01/07	CP
	Season: 0	Req.	<= 58.0 Daily Average		Pounds per Day	<= 10.0 Daily Average		<= 25.0 Daily Maximum	Milligrams per Liter		Weekly	COMPOS
	NODI: <input type="text"/>	NODI	<input type="text"/>			<input type="text"/>		<input type="text"/>				

Edit Check Errors

No results.

DMR Comments

Comments

Attachments

No results.

Report Last Saved By

User: EASTEXSDMR
 Name: Daniel Bowen
 E-Mail: dbowen@eastexlabs.com
 Date/Time: 07/12/24 11:03 CDT



P.O. Box 1089 Coldspring, Texas 77331
 Website: eastexlabs.com
 Email: eastexlab@eastex.net
 Tel: 936 653 3249



Laboratory Analysis Report

Client: Harris County WCID 92
 Water District Management
 P.O. Box 579
 Spring, TX 77383

**FINAL
 REPORT**

Project ID: HC WCID 92 Effluent
 Report for: June, 2024
 Customer ID: C-HAR92
 Page 1 of 3

SAMPLING DATA	DATE COLLECTED	6/6/2024	6/6/2024	6/6/2024	6/13/2024	6/20/2024	6/27/2024
	DATE RECEIVED	6/6/2024	6/6/2024	6/6/2024	6/13/2024	6/20/2024	6/27/2024
	TIME COLLECTED	9:00	9:00	9:45	9:00	9:00	9:00
	SAMPLING POINT	Effluent	Effluent	Effluent Grab	Effluent	Effluent	Effluent
	TYPE OF SAMPLE	Composite	Composite	Grab	Composite	Composite	Composite
	COLLECTED BY	WDM	WDM	DMP	WDM	WDM	WDM
	SAMPLE NUMBER	C4F1587-01	C4F1589-01	C4F1588-01	C4F4231-01	C4F6686-01	C4F8769-01
FIELD DATA		6/6/2024			6/13/2024	6/20/2024	6/27/2024
		9:43			9:35	10:45	10:56
SM 4500 O G	DO (mg/L)	DMP			DMP	DMP	CNG
-	Flow (MGD)	6.6			6.8	6.2	6.2
SM 4500 H + B	pH (std unit)	0.439			0.442	0.49	0.457
		7.0			7.5	7.1	6.4

ANALYSIS DATA

Ammonia as N mg/L *A	Results Analysis Date Analyst	0.1 6/11/2024 14:22 AED			0.1 6/15/2024 13:23 AED	0.1 6/21/2024 16:59 AED	1.4 6/28/2024 19:10 AED
CBOD 5 mg/L *A	Results Analysis Date Analyst	2.1 6/7/2024 7:57 MSK			<2.0 6/14/2024 8:00 MSK	3.9 6/21/2024 7:29 MJP	<2.0 6/28/2024 7:44 MJP
E coli IDEXX mpn/100ml *A	Results Analysis Date Analyst			2 6/6/2024 14:26 HIS			
Total Phosphorus mg/L *A	Results Analysis Date Analyst		4.76 6/11/2024 14:27 KJH				
TSS mg/L *A	Results Analysis Date Analyst	1.1 6/7/2024 10:42 KRT			1.5 6/14/2024 9:58 SEJ	2.5 6/21/2024 10:07 KRT	5.5 6/28/2024 9:11 WLS
TVSS mg/L *A	Results Analysis Date Analyst	1.0 6/10/2024 14:45 KRT			1.4 6/17/2024 15:06 KRT	1.8 6/25/2024 9:45 SEJ	5.1 7/2/2024 14:51 KRT

*NELAC Status: A=Accredited, N=Accreditation not offered, O=Not Accredited, P=Approved



P.O. Box 1089 Coldspring, Texas 77331
 Website: eastexlabs.com
 Email: eastexlab@eastex.net
 Tel: 936 653 3249



Laboratory Analysis Report

Client:	Harris County WCID 92 Water District Management P.O. Box 579 Spring, TX 77383	Project ID:	HC WCID 92 Effluent
		Report for:	June, 2024
		Customer ID:	C-HAR92
			Page 2 of 3

SAMPLING DATA	DATE COLLECTED	6/27/2024	DATE RECEIVED	6/27/2024	TIME COLLECTED	10:40	SAMPLING POINT	Effluent Grab	TYPE OF SAMPLE	Grab	Method No.	
											Avg	Max #/Day
FIELD DATA												
SM 4500 O G	DO (mg/L)											
SM 4500 H + B	Flow (MGD)											
	pH (std unit)											

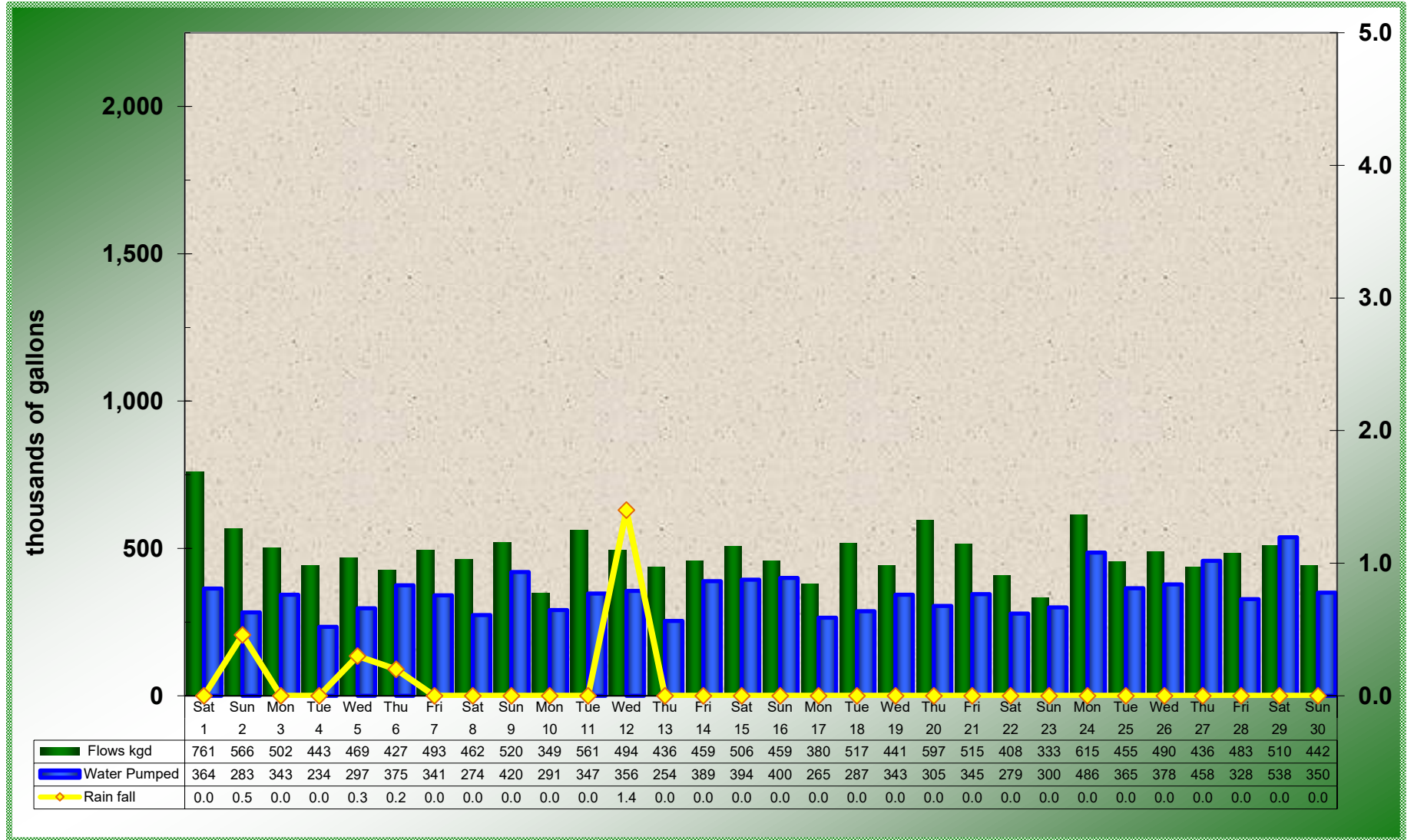
ANALYSIS DATA

Ammonia as N mg/L *A	Results Analysis Date Analyst										SM 4500 NH3 G	0.425	1.4	1.62
CBOD 5 mg/L *A	Results Analysis Date Analyst										SM 5210 B	2.50	3.9	9.66
E coli IDEXX mpn/100ml *A	Results Analysis Date Analyst	<1									Colilert 18	GeoMean	1	
Total Phosphorus mg/L *A	Results Analysis Date Analyst										EPA 200.7	4.76	4.76	
TSS mg/L *A	Results Analysis Date Analyst										SM 2540 D	2.65	5.5	10.2
TVSS mg/L *A	Results Analysis Date Analyst										EPA 160.4	2.32	5.1	8.90

*NELAC Status: A=Accredited, N=Accreditation not offered, O=Not Accredited, P=Approved

HC WCID No. 92 WWTP FLOW / WATER PUMPED / RAIN HISTORY

2024 June



	<u>Water pumped</u>	<u>WWTP flows -kgd</u>	<u>rain</u>
total:	10,389	14,529	2.4
average:	346	484	0.1
median:	344	476	0.0

	<u>Water pumped</u>	<u>WWTP flows -kgd</u>	<u>rain</u>
maximum:	538	761	1.4
minimum:	234	333	0.0

Harris County WCID No. 92

Invoices Billed In District's Name

June 2024

Date of Work	Billed to:	Invoice Date	Invoice Number	Amount	1 st Request Mailed	2 nd Request Mailed	Final Request Mailed	To Collection	Amount Paid	Check Number	Date Paid	
				No Activity in June								
Billed:				\$	-			Paid:		\$	-	
Balance:				\$	-							
Age Analysis												
8/9/16	DCE Construction	8/25/16	26899	\$ 3,255.42	08/26/16	9/26/16		10/6/16 DCE Denied/Send to Collections? 11/8/16 Per D. Rowe, Matt H. will prepare a response letter for DCE 11/28/16 Mailed letter to DCE				
9/2/16	DCE Construction	1/26/17	27075	\$ 601.20	01/26/17	2/28/17	3/28/17					
7/26/00	Harris Co Pct. #4	8/1/00	717463	\$ 1,356.90	08/07/00			***Letter sent 12-28-00				
12/3/09	Centerpoint Energy	12/29/09	7564	\$ 1,191.65	12/30/09	1/29/09	3/10/10	Dispute 12/9/15				
Billed:				\$	6,405.17			Paid:		\$	-	
Balance:				\$	6,405.17							

Harris County WCID #92

CHARGED OFF ACCOUNTS

June 2024

WRITE OFF ACCOUNTS

Account Number	Balance Written Off
	No Write Offs	\$0.00

TOTAL: \$0.00

*** ACCOUNTS SENT TO COLLECTIONS UNLIMITED***

	Account Number	Balance of Account
1)	92493		\$787.21
2)	57868		\$235.73
3)	199850		\$270.70
4)	59140		\$247.86
5)	60088		\$116.15
6)	60335		\$62.57
7)	60669		\$244.62

TOTAL: \$1,964.84



BLEYL ENGINEERING

PLANNING • DESIGN • MANAGEMENT

10515 Rodgers Road
Houston, Texas 77070
Phone: (936) 271-9600
Texas Reg. No. F-678

HARRIS COUNTY WCID NO. 92 ENGINEERING REPORT - BOARD MEETING August 5, 2024

Receive Engineer's report and consider taking any action requested by the Engineer including:

- a.) Approval of report, pay estimates, and change orders for construction projects in progress in the District;

Service Requests

Hearts with Hope

I was recently contacted by the new engineer working on this project. No recent information.

Rapid Body Works Service Request

No further action on this matter.

Sirick Limbrick Service Request

No further action on this matter.

Proposed C-Store – 25540 Aldine Westfield Road

No further action on this matter. Under construction at this time.

Wastewater Systems

WWTP Discharge Permit Renewal

The discharge permit is renewed and effective till May 25, 2028.

WWTP Electrical Improvements

I have met with the Montgomery County MUD 94 engineer to discuss scheduling the proposed wwtp electrical improvements. After review of the electrical engineer report and discussion with the operator, the first phase will be beginning replacement of the existing conduit and wiring. We are preparing a cost estimate and timeline for this work.

Water Systems

Proposed Water Well No. 4

We have reached out to the NHCRWA requesting an update 2028 plan. I attended on August 1st a presentation by the NHCRWA regarding project 23 (see enclosed document). Project 39 will be the next project to bring surface water to the District. The Project 39 timeline for now is still 2028.

Water Plant Improvements

We have received comments from Harris County and City of Houston. These comments have been addressed and we have submitted to Harris County for final approval. Once approved we will submit to City of Houston for final approval. We are still waiting on the TCEQ for their review comments.

New Business

None


Prepared By:

Mark W Adam

Mark W. Adam, P.E.
Senior Director
August 2, 2024

Mark Adam

From: NHCRWA <eblast@nhcrwa.com>
Sent: Friday, July 26, 2024 9:57 AM
To: Mark Adam
Subject: Project 23 Community Engagement Meeting 08-01-24



Community Engagement Meeting for Waterline "Project 23"

The North Harris County Regional Water Authority (The Authority) will host a Community Engagement Meeting for an upcoming waterline project, known as "Project 23." The purpose of this meeting is to share project information with residents and answer questions.

The Authority is under a governmental mandate to convert the portion of Harris County, within our boundaries, from groundwater to primarily surface water. As part of the conversion plan (referred to as a Groundwater Reduction Plan – GRP) submitted to the Harris Galveston Subsidence District (HGSD), Project 23 is a key component of the Authority's GRP to achieve the mandated conversion.

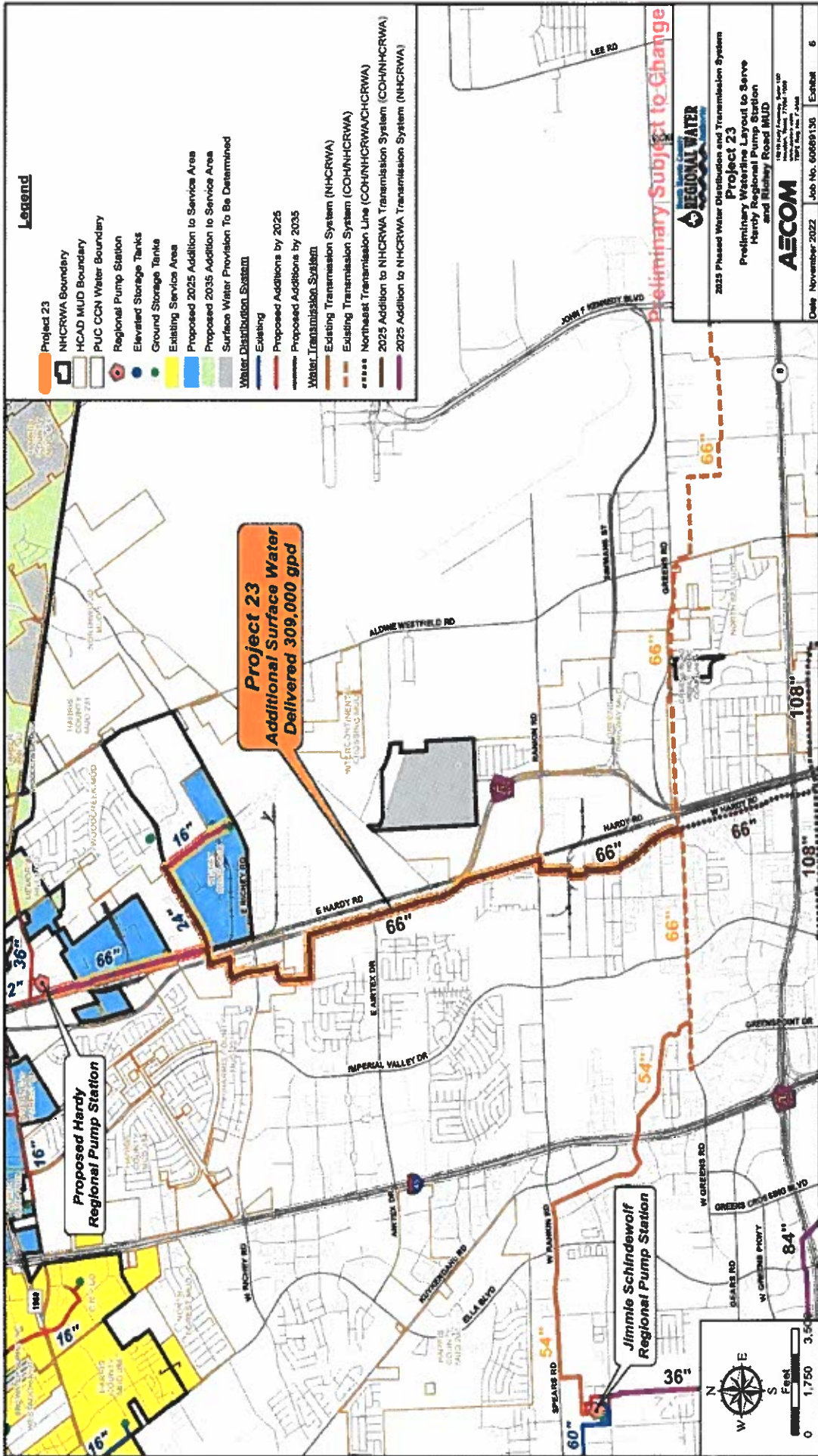
After conducting a preliminary engineering study, the proposed alignment for Project 23 was determined to be most feasible as shown on the attached map. This alignment selection considered several factors such as minimizing the impact on structures, total number of easements required, most cost-effective route to deliver surface water to the different public water providers, and the ability to maintain the proposed water line in the future. Community engagement and communication is an important component of Project 23, and we invite your participation.

The Community Engagement Meeting will be held on:

THURSDAY, AUGUST 1, 2024
6:00 to 7:30 p.m.
Clifford M. Dunn Elementary – Cafeteria
2003 W.W. Thorne Drive, Houston, TX 77073-3301

The meeting will begin with a brief presentation to share project information and updates, followed by a moderated Q&A session with the Authority's team members. Residents will be able to submit questions and comments during and after the meeting.

We hope you can attend the Community Engagement Meeting. If you cannot attend the meeting in-person, a few days before the meeting, the Authority will



Legend

- Project 23
- NHCRWA Boundary
- HCAD MUD Boundary
- PUC CCN Water Boundary
- Regional Pump Station
- Elevated Storage Tanks
- Ground Storage Tanks
- Existing Service Area
- Proposed 2025 Addition to Service Area
- Proposed 2035 Addition to Service Area
- Surface Water Provision To Be Determined
- Water Distribution System
- Existing
- Proposed Additions by 2025
- Proposed Additions by 2035
- Water Transmission System
- Existing Transmission System (NHCRWA)
- Existing Transmission System (COH/NHCRWA)
- Northeast Transmission Line (COH/NHCRWA/HCRWA)
- 2025 Addition to NHCRWA Transmission System (COH/NHCRWA)
- 2025 Addition to NHCRWA Transmission System (NHCRWA)

Project 23
Additional Surface Water
Delivered 309,000 gpd

Proposed Hardy
Regional Pump Station

Jimmie Schindewolf
Regional Pump Station

Preliminary Subject to Change

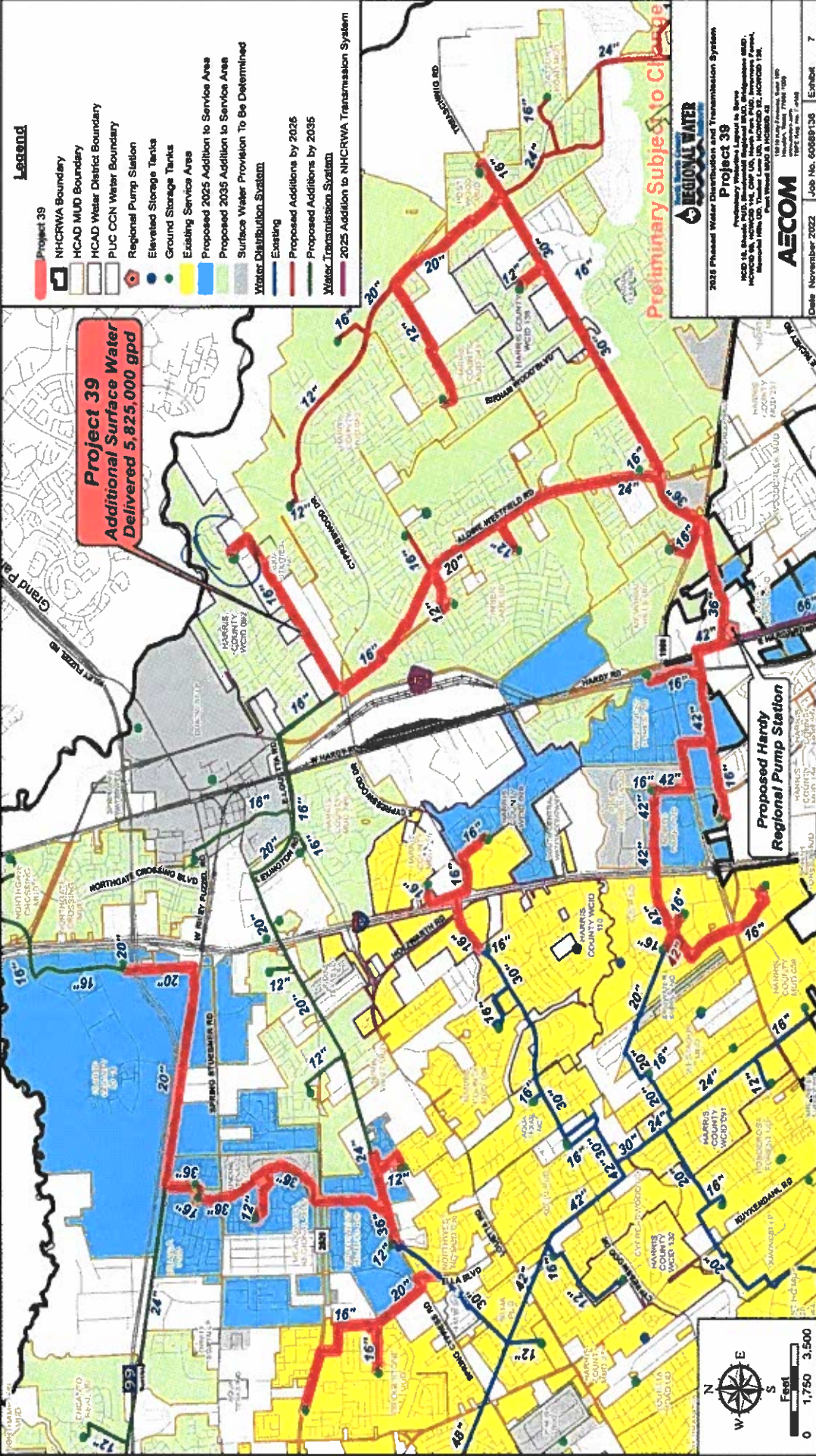
REGIONAL WATER

2023 Phased Water Distribution and Transmission System

Project 23
 Preliminary Water Supply and Service
 Hardy Regional Pump Station
 and Blaney Road MUD

AECOM
 1825 Oak Avenue, Suite 100
 Lincoln, Nebraska 68502
 402.491.7700
 1000 Reg. No. F-044

Date: November 2022 Job No. 60689136 Exhibit 6



- Legend**
- Project 39
 - NHC/RWA Boundary
 - HCAD MUD Boundary
 - HCAD Water District Boundary
 - PUC CEN Water Boundary
 - Regional Pump Station
 - Elevated Storage Tanks
 - Ground Storage Tanks
 - Existing Service Area
 - Proposed 2025 Addition to Service Area
 - Proposed 2025 Addition to Service Area
 - Surface Water Provision To Be Determined
 - Water Distribution System
 - Existing
 - Proposed Additions by 2025
 - Proposed Additions by 2035
 - Water Transmission System
 - 2025 Addition to NHC/RWA Transmission System

Project 39
Additional Surface Water
Delivered 5,825,000 gpd

Proposed Hardy
Regional Pump Station

Preliminary Subject to Change

REGIONAL WATER

Project 39

2025 Phased Water Distribution and Transmission System
Preliminary Waterline Layout to Be Reviewed by 2025
1000 S. Highway 174, Suite 100, North Park Mall, Independence, MO 64050
1000 S. Highway 174, Suite 100, North Park Mall, Independence, MO 64050
1000 S. Highway 174, Suite 100, North Park Mall, Independence, MO 64050
1000 S. Highway 174, Suite 100, North Park Mall, Independence, MO 64050

AECOM

Houston, Texas 77058
Tel: 713.871.7000
www.aecom.com

Date: November 2022 Job No. 60689136 Exhibit 7

