

2025 Annual Drinking Water Quality Report

Harris County WCID No. 92

Public Water Supply ID 1010124

Our Drinking Water is Regulated

In order to ensure that tap water is safe to drink, EPA prescribes regulations which limit the amount of certain contaminants in water provided by public water systems. FDA regulations establish limits for contaminants in bottled water which must provide the same protection for public health. Contaminants may be found in drinking water that may cause taste, color, or odor problems. These types of problems are not necessarily causes for health concerns. For more information on taste, odor, or color of drinking water, please contact the system's business office. This report, also referred to as a Consumer Confidence Report (CCR) is your water quality report for the results of the most current water testing from 2021 through 2025.

Where Do We Get Our Drinking Water?

Harris County WCID No. 92 provides groundwater from three wells located within Harris County. The wells draw ground water from the Evangeline and Chicot Aquifers.

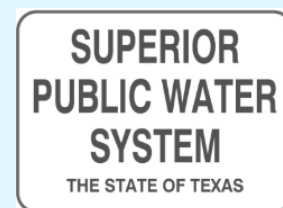
Source of Drinking Water

The sources of drinking water (both tap water and bottled water) include rivers, lakes, streams, ponds, reservoirs, springs, and wells. As water travels over the surface of the land or through the ground, it dissolves naturally-occurring minerals and, in some cases, radioactive material, and can pick up substances resulting from the presence of animals or from human activity. Drinking water, including bottled water, may reasonably be expected to contain at least small amounts of some contaminants. The presence of contaminants does not necessarily indicate that water poses a health risk. More information about contaminants and potential health effects can be obtained by calling the EPA's Safe Drinking Water Hotline at (800) 426-4791. Contaminants that may be present in source water include: -Microbial contaminants, such as viruses and bacteria, which may come from sewage treatment plants, septic systems, agricultural livestock operations, and wildlife. -Inorganic contaminants, such as salts and metals, which can be naturally-occurring or result from urban storm water runoff, industrial or domestic wastewater discharges, oil and gas production, mining, or farming. - Pesticides and herbicides, which may come from a variety of sources such as agriculture, urban storm water runoff, and residential uses. -Organic chemical contaminants, including synthetic and volatile organic chemicals, which are by-products of industrial processes and petroleum production, and can also come from gas stations, urban storm water runoff, and septic systems. -Radioactive contaminants, which can be naturally-occurring or be the result of oil and gas production and mining activities.

Special Notice for the Elderly, Infants, Cancer Patients and People with Immune Problems

You may be more vulnerable than the general population to certain microbial contaminants, such as Cryptosporidium, in drinking water. Infants, some elderly, or immunocompromised persons such as those undergoing chemotherapy for cancer; persons who have undergone organ transplants; those who are undergoing treatment with steroids; and people with HIV/AIDS or other immune system disorders, can be particularly at risk from infections. You should seek advice about drinking water from your physician or health care providers. Additional guidelines on appropriate means to lessen the risk of infection by Cryptosporidium are available from the Safe Drinking Water Hotline (800-426-4791).

En Este reporte incluye información importante sobre el agua para tomar. Para asistencia en español, favor de llamar al telefono (281) 376-8802.



Harris County Water Control and Improvement District No. 92, maintains recognitions as a "Superior Public Water System" with the TCEQ. This recognition demonstrates that the District's water quality meets or exceeds all requirements set forth in the Rules and Regulations for Public Water Systems.



https://wdmtexas.starnik.net/RP_default.aspx

Water Sample Results

TCEQ completed an assessment of your source water, and results indicate that some of our sources are susceptible to certain contaminants. The sampling requirements for your water system is based on this susceptibility and previous sample data. Any detections of these contaminants will be found in this Consumer Confidence Report. For more information on source water assessments and protection efforts in our system contact Water District Management at (281) 376-8802.

Table Information

The tables below and on the following pages contain chemical constituents which have been detected in your drinking water. The Texas Commission on Environmental Quality (TCEQ) and Environmental Protection Agency (EPA) require water systems to test for up to 97 contaminants. Only seven regulated contaminants were detected in Harris County WCID No. 92's drinking water, none of which exceeded the MCL.

Regulated Contaminants	Collection Date	Highest Value	Range	Unit	MCL	MCLG	Violation	Typical Source
BARIUM	10/20/2025	0.275	0.275	ppm	2	2	No	Discharge of drilling wastes; Discharge from metal refineries; Erosion of natural deposits
DIBROMOCHLOROMETHANE	9/10/2025	2.1	0 - 2.1	UG/L	NA	0.06	No	By-product of drinking water chlorination
FLUORIDE	5/22/2023	0.12	0.12	ppm	4	4	No	Erosion of natural deposits; Water additive which promotes strong teeth; Discharge from fertilizer and aluminum factories
NICKEL	10/20/2025	0.0011	0.0011	MG/L	0	0.1	No	Erosion of natural deposits; Corrosion of plumbing; Discharge from electroplating factories, metal refineries, or mining operations.

Radiological Contaminants	Collection Date	Highest Value	Range	Unit	MCL	MCLG	Violation	Typical Source
GROSS ALPHA, EXCL. RADON & URANIUM	9/29/2022	3.1	3.1	pCi/L	15	0	No	Erosion of natural deposits
GROSS ALPHA, INCL. RADON & URANIUM	9/29/2022	3.1	3.1	pCi/L	0	0	No	Erosion of natural deposits

Disinfection Byproducts	Sample Point	Period	Highest LRAA	Range	Unit	MCL	MCLG	Violation	Typical Source
TOTAL HALOACETIC ACIDS (HAA5)	2007 LEXINGTON WOODS DR, SPRING	2025	0	0	ppb	60	0	No	By-product of drinking water disinfection
TOTAL TRIHALOMETHANES (TTHM)	2007 LEXINGTON WOODS DR, SPRING	2025	5	4.5	ppb	80	0	No	By-product of drinking water chlorination

Disinfectant Residual

All public water systems in Texas are required to disinfect drinking water to ensure control of microbial contaminants. Disinfectants are water additives used to control microbes.

Disinfectant	Year	Average Level	Range	MRDL/MRDLG Goal	Violation
Free Chlorine	2025	1.44	0.8 - 2.0	4/4	No

Lead Service Line Inventory

A lead service line inventory was conducted and no lead, galvanized requiring replacement, or unknown service lines were documented. A service line inventory has been prepared and can be accessed at <https://wdmtexas.com/districts-served/harris-county-wcid-no-92/>.

Lead and Copper									
Lead and Copper	Date Sampled	MCLG	Action Level (AL)	90th Percentile	Range of Sampled	# Sites Over AL	Units	Violation	Likely Source of Contamination
Copper	2025	1.3	1.3	0.267	0.227 - 0.279	0	ppm	No	Erosion of natural deposits; Leaching from wood preservatives; Corrosion of household plumbing systems.
Lead	2025	0	15	0	0	0	ppb	No	Corrosion of household plumbing systems; Erosion of natural deposits.

Required Additional Health Information for Lead

Lead can cause serious health effects in people of all ages, especially pregnant people, infants (both formula-fed and breastfed), and young children. Lead in drinking water is primarily from materials and parts used in service lines and in home plumbing. HARRIS COUNTY WCID 92 is responsible for providing high quality drinking water and removing lead pipes but cannot control the variety of materials used in the plumbing in your home. Because lead levels may vary over time, lead exposure is possible even when your tap sampling results do not detect lead at one point in time. You can help protect yourself and your family by identifying and removing lead materials within your home plumbing and taking steps to reduce your family's risk. Using a filter, certified by an American National Standards Institute accredited certifier to reduce lead, is effective in reducing lead exposures. Follow the instructions provided with the filter to ensure the filter is used properly. Use only cold water for drinking, cooking, and making baby formula. Boiling water does not remove lead from water. Before using tap water for drinking, cooking, or making baby formula, flush your pipes for several minutes. You can do this by running your tap, taking a shower, doing laundry or a load of dishes. If you have a lead service line or galvanized requiring replacement service line, you may need to flush your pipes for a longer period. If you are concerned about lead in your water and wish to have your water tested, contact HARRIS COUNTY WCID 92 at 281-376-8802. Information on lead in drinking water, testing methods, and steps you can take to minimize exposure is available at <https://www.epa.gov/safewater/lead>.

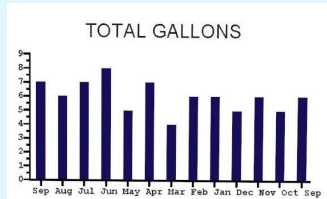
Unregulated Contaminant Monitoring Rule 5 (UCMR5)

Sampling conducted through an EPA study for emerging contaminants of concern, including 29 per- and polyfluoroalkyl substances (PFAS) and lithium. Listed below are sample results that were detected (no PFAS substances were detected).


Unregulated Contaminants	Date Sampled	Average Level	Minimum Level	Maximum Level	MCLG	MCL	Unit of Measure	Likely Source of Contamination
Lithium	2025	12.35	12.2	12.5	NA	NA	ppb	Naturally occurring metal that may concentrate in brine waters; lithium salts are used as pharmaceuticals, used in electrochemical cells, batteries, and inorganic syntheses.

Track Your Water Usage

Your water bill contains helpful information on a 12-month chart. You can also compare your water usage to other residents in the District. In the middle column at the top of your bill is the average of HCWCID No. 92's 1,554 homes water usage for the month. Average monthly usage in HCWCID No. 92 is 5,618 gallons.



Stay Informed!
 Receive important messages from
 Harris County WCID No. 92
 by signing up at
<https://harriscountycastle92.portal.finalsiteconnect.com/>



Public Participation Opportunities

The Board of Directors of Harris County WCID No. 92 meets on the first Monday of the month at the Lexington Club (1911 Bellchase) starting at 2 pm. Meeting agendas are posted at the water plant (3214 Deer Valley) at least 72 hours prior to each meeting. For directions to the meeting call (281) 355-9138.

Definitions and Abbreviations Used In This Report	
Action Level:	The concentration of a contaminant which, if exceeded, triggers treatment or other requirements which a water system must follow.
Action Level Goal (ALG):	The level of a contaminant in drinking water below which there is no known or expected risk to health. ALGs allow for a margin of safety.
Avg:	Regulatory compliance with some MCLs are based on running annual average of monthly samples.
RAA:	Running Annual Average.
LRAA:	Locational Running Annual Average.
Level 1 Assessment:	A Level 1 assessment is a study of the water system to identify potential problems and determine (if possible) why total coliform bacteria have been found in our water system.
Level 2 Assessment:	A Level 2 assessment is a very detailed study of the water system to identify potential problems and determine (if possible) why an E. coli MCL violation has occurred and/or why total coliform bacteria have been found in our water system on multiple occasions.
Maximum Contaminant Level or MCL:	The highest level of a contaminant that is allowed in drinking water. MCLs are set as close to the MCLGs as feasible using the best available treatment technology.
Maximum Contaminant Level Goal or MCLG:	The level of a contaminant in drinking water below which there is no known or expected risk to health. MCLGs allow for a margin of safety.
Maximum residual disinfectant level or MRDL:	The highest level of a disinfectant allowed in drinking water. There is convincing evidence that addition of a disinfectant is necessary for control of microbial contaminants.
Maximum residual disinfectant level goal or	The level of a drinking water disinfectant below which there is no known or expected risk to health. MRDLGs do not reflect the benefits of the use of disinfectants to control microbial
MFL	million fibers per liter (a measure of asbestos)
mrem:	millirems per year (a measure of radiation absorbed by the body)
na:	not applicable.
NTU	nephelometric turbidity units (a measure of turbidity)
pCi/L	picocuries per liter (a measure of radioactivity)
ppb:	micrograms per liter or parts per billion - or one ounce in 7,350,000 gallons of water.
ppm:	milligrams per liter or parts per million - or one ounce in 7,350 gallons of water.
ppq	parts per quadrillion, or picograms per liter (pg/L)
ppt	parts per trillion, or nanograms per liter (ng/L)
Treatment Technique or TT:	A required process intended to reduce the level of a contaminant in drinking water.